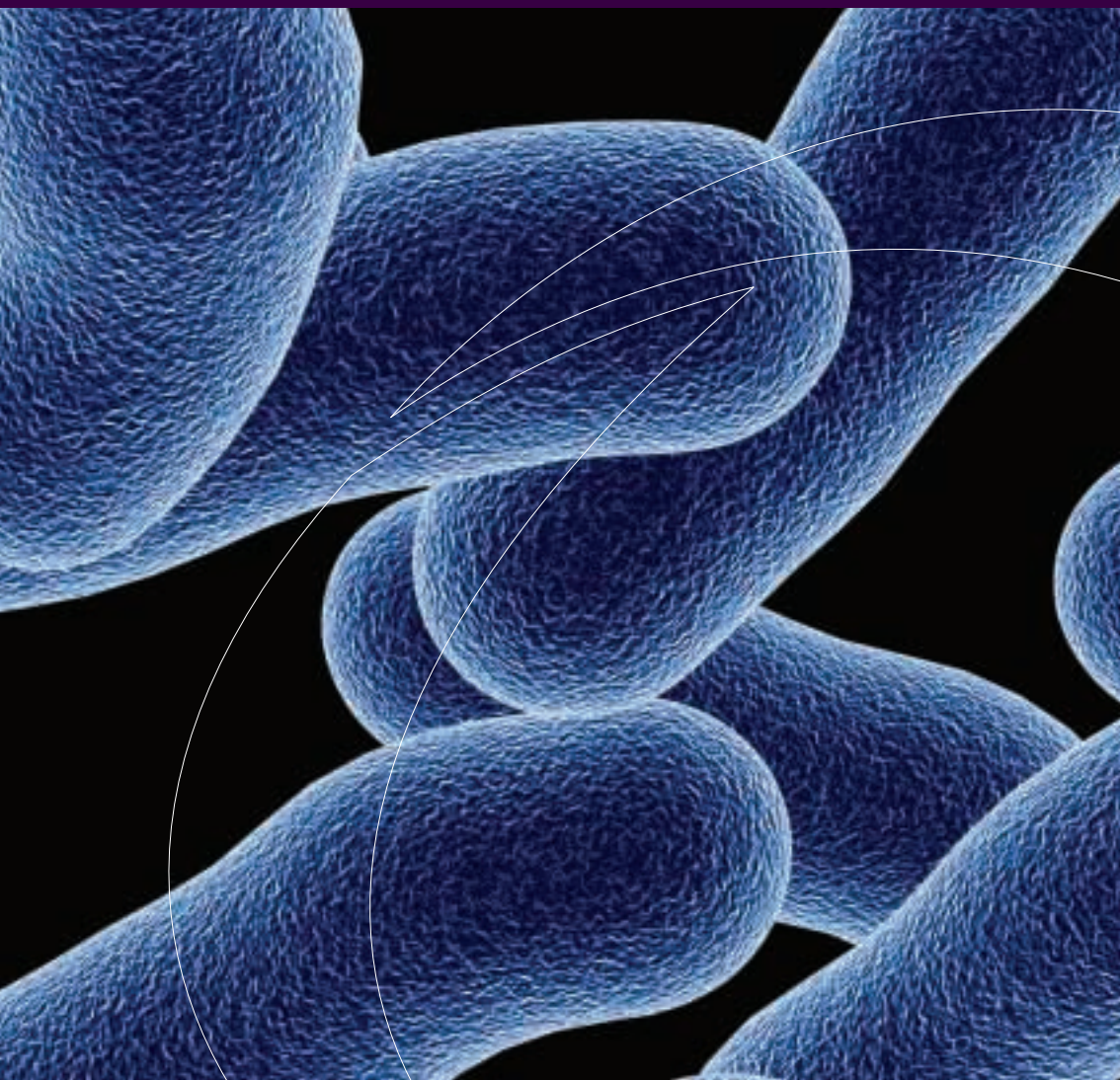


Management of Spa Pools

Controlling the Risks of Infection



This guidance has been prepared by the Health and Safety Executive and Health Protection Agency.

This guidance represents what is considered to be good practice by members of the working group. Following the guidance is not compulsory and you are free to take other action but if you do follow it you will normally be doing enough to comply with the law. Health and Safety inspectors seek to secure compliance with the law and may refer to this guidance as illustrating good practice.

Authorship

This report has been written by the Joint Health and Safety Executive and Health Protection Agency Spa Pools Working Group chaired by John Newbold. The document was edited by Jillian Deans, Steve Copping, and Sarah Senior of the HSE and John V. Lee, Susanne Surman-Lee and Gordon Nichols of the HPA Centre for Infections

Citation

Management of Spa Pools: Controlling the Risk of Infection. London: Health Protection Agency. March 2006.

ISBN: 0 901144 80 0

Cover Image

Legionnaires' disease bacteria,
ALFRED PASIEKA / SCIENCE PHOTO LIBRARY

Acknowledgements

Spa Pools' Working Group Members

Mr John Newbold (Chair)
Health and Safety Executive

Mr Steve Copping
Health and Safety Executive

Ms Jillian Deans
Health and Safety Executive

Mrs Sarah Senior
Health and Safety Executive

Mrs Paula Stam
Health and Safety Executive

Dr John V Lee
Health Protection Agency

Dr Susanne Surman-Lee
Health Protection Agency

Dr Gordon Nichols
Health Protection Agency

Mr Howard Price
Chartered Institute of Environmental Health

Mr Howard Gosling
Swimming Pool and Allied Trades Association
Pool and Water Treatment Advisory Group

Mr Martin Steer
Institute of Sport and Recreation Management

Mr John Murfin
British and Irish Spa and Hot Tub Association

Mr Stephen Crabb
British and Irish Spa and Hot Tub Association

Ms Janice Calvert
Consultant

Ms Maggie Tomlinson
Department of Health

Mr Mike Johnson
Office of the Deputy Prime Minister

Mr Peter White
Drinking Water Inspectorate

Mr Peter Firth
Westminster City Council

Mr Steve Tuckwell
Water Regulations Advisory Scheme

Contents

FOREWORD	9
INTRODUCTION	10
<i>Background to the control of infectious agents in spa pools</i>	10
What is a spa pool?	10
Why do we need this guidance?	10
Which infectious agents grow in spa pools?	10
Why are people using or working near spa pools at risk of contracting an infection from the spa pool?	10
Legislation – health and safety, and other relevant law	10
Introduction	10
Duties under Section 3 of the HSWA	11
Management of Health and Safety at Work Regulations 1999	11
Control of Substances Hazardous to Health Regulations 2002 (as amended)	11
Enforcement	12
The Reporting of Injuries, Diseases and Dangerous Occurrences Regulations 1995 (RIDDOR)	12
The Chemicals (Hazard Information and Packaging for Supply) Regulations 2002 (CHIP)	13
The Construction, Design and Management (CDM) Regulations 1994 (as amended)	13
The Biocidal Products Regulations 2001 (BPR)	13
Water Supply (Water Fittings) Regulations 1999 and Water Byelaws 2004 (Scotland)	13
Liabilities and workmanship	14
Consumer legislation	14
1. PART 1: REGULATORY REQUIREMENTS	17
1.1 Scope and application	19
1.1.1 Who is this guidance aimed at?	19
1.1.2 Definition of a spa pool	19
1.1.2.1 Commercial spa pools	19

Contents

1.1.2.2	Domestic spa pools	21
1.1.2.3	Whirlpool baths	21
1.1.2.4	Swim-spa	21
1.1.3	Other equipment not covered by this guidance	21
1.1.4	Microbiological hazards	21
1.1.4.1	Legionella species	21
1.1.4.2	Pseudomonas aeruginosa	22
1.1.4.3	Mycobacterium avium and similar mycobacteria	22
1.1.4.4	Amoebae	22
1.1.4.5	Other potential infections	22
1.1.4.6	Natural spas	23
1.1.5	Non-microbiological hazards	23
1.1.5.1	Chemical	24
1.1.5.2	Thermal	24
1.1.5.3	Electrical	24
1.1.5.4	Slips and trips	24
1.1.5.5	Confined spaces	25
1.1.5.6	Manual handling	25
1.1.5.7	Entrapment	25
1.2	<i>Identification and Assessment of the risk</i>	26
1.2.1	Carrying out the risk assessment	27
1.3	<i>Managing the risk: Management responsibilities, training and competence</i>	29
1.3.1	Competence	29
1.3.2	Implementation of the control scheme	30
1.4	<i>Preventing or controlling the risk from exposure to infectious agents</i>	31
1.4.1	Using and reviewing control measures	31
1.4.2	Dealing with accidents, incidents and emergencies	31
1.5	<i>Record keeping</i>	33

Contents

1.6	<i>Responsibilities of designers, manufactourers, importers, suppliers and installers</i>	35
1.6.1	Designers	36
1.6.2	Importers	36
1.6.3	Suppliers	36
1.6.4	Installers and commissioning engineers	36
1.6.5	Summary	37
2.	PART 2: GUIDANCE ON THE CONTROL OF INFECTIOUS AGENTS IN SPA POOLS	41
2.1	<i>Background</i>	42
2.1.1	Operating spa pools	43
2.1.2	Operating natural spa pools	44
2.1.3	Storing water	44
2.1.4	Spa pool water purification	44
2.1.5	Information managers should provide for users	45
2.2	<i>Treatment programmes</i>	47
2.2.1	Maintaining water quality	49
2.2.1.1	The effect of pH on disinfectants	49
2.2.1.2	The effect of disinfectants on pH	50
2.2.1.3	Water balance	50
2.2.1.4	Clarity	50
2.2.1.5	Total Dissolved Solids (TDS)	50
2.2.1.6	Biofilms	51
2.2.1.7	Algae	51
2.2.1.8	Green algae	51
2.2.1.9	Cyanobacteria	51
2.2.1.10	Brown or red algae	51
2.2.2	Spa pool area hygiene	51
2.2.3	Chemical storage	51
2.3	<i>Monitoring</i>	53

Contents

2.3.1	General monitoring	55
2.3.2	Sampling for chemical analysis	56
2.3.3	Monitoring for infectious agents	56
2.3.4	Microbiological tests	57
2.3.4.1	Sampling procedure	60
2.3.5	Recommended microbiological standards for spa pools	60
2.3.5.1	Aerobic colony count	61
2.3.5.2	Total coliforms	61
2.3.5.3	Escherichia coli	61
2.3.5.4	Pseudomonas aeruginosa	61
2.3.5.5	Legionella pneumophila	62
2.3.6	Closing a spa pool	62
2.3.7	Additional testing in outbreaks	63
2.3.8	Summary of Checks	64
2.4	<i>Cleaning and disinfection</i>	65
2.4.1	Cleaning	67
2.4.2	Routine disinfection	68
2.4.2.1	Removal of algae	69
2.4.3	Disinfectants	69
2.4.3.1	Sodium hypochlorite	69
2.4.3.2	Calcium hypochlorite	69
2.4.3.3	Chloroisocyanurates	69
2.4.3.4	Solid bromine based disinfectants	70
2.4.3.5	Non-halogen disinfectants	70
2.4.3.6	Ozone with residual disinfection	70
2.4.3.7	Ultraviolet light	71
2.4.3.8	Other disinfectants	71
2.5	<i>Design and construction</i>	73
2.5.1	Specific design issues	75
2.5.1.1	Pipework	75

Contents

2.5.1.2	Design	75
2.5.1.3	Manufacture	76
2.5.1.4	Construction	76
2.5.1.5	Plant space and location	77
2.5.1.6	The water treatment system	78
2.5.1.7	The balance tank	79
2.5.1.8	Circulation	79
2.5.1.9	Filtration	79
2.5.1.10	Heating	80
2.5.1.11	Chemical dosing and control systems	80
2.5.1.12	Booster jets	80
2.5.1.13	Air blower system	81
2.5.1.14	Spa pool water make up supply	81
2.5.1.15	Location	81
2.5.2	Basic design features	82
2.5.2.1	Design bathing loads	82
2.5.2.2	Water replacement	82
2.5.2.3	Physical operation	82
2.5.2.4	Dehumidification	82
2.6	<i>Whirlpool baths</i>	85
2.6.1	Design of whirlpool baths	87
2.6.2	In use hygiene and cleaning	87
2.6.3	Whirlpool baths in healthcare settings	88
2.7	<i>Hiring and other commercial uses</i>	89
2.7.1	Holiday Home and shared Spas and Hot tubs	91
2.7.2	'Party Rental' or 'Entertainment Spas'.	91
APPENDIX 1 AUDIT CHECKLISTS		95
APPENDIX 2 TROUBLE SHOOTING GUIDE		100
APPENDIX 3 SPA POOL WATER TESTING PROCEDURES		101
INDEX AND GLOSSARY		105

Contents

SOURCES OF INFORMATION	114
REFERENCES IN THE TEXT	115
OTHER USEFUL PUBLICATIONS	118
CONTACT DETAILS	119

Foreword

This guidance has been produced by the Health and Safety Executive (HSE) and the Health Protection Agency (HPA) to increase understanding of the microbiological risks associated with using a spa pool or whirlpool bath, and to give advice on some of the control measures that can be used to manage these risks effectively.

Spa pools are becoming increasingly popular, providing health benefits through massage, relaxation and pain relief. They can be found in sports complexes, health clubs, hotels, holiday complexes, cruise ships, private houses, and on display. They are of varying size. The agitated water is usually maintained at a relatively high temperature. Such factors place a high demand on the spa pool's disinfection and filtration systems and this can lead to an increase in microbial growth and a consequent risk of infection. The spa pool must, therefore, be managed carefully to ensure water quality does not deteriorate. Experience has shown that inadequate management has led to illness for users, people in the vicinity or passing nearby the spa pool. Such illnesses include Legionnaires' disease, which in some cases has proved fatal.

This guidance is intended to help those designing, manufacturing, supplying, installing, displaying and most importantly managing spa pools meet their legal responsibilities under health and safety legislation, but may also be useful for the domestic owner.

Other water systems, eg cooling towers, also have associated microbiological risks that need to be managed under health and safety legislation – further information on this can be obtained from the HSE.



PROFESSOR PAT TROOP CBE

Introduction

Background to the control of infectious agents in spa pools

What is a spa pool?

1. A spa pool is a self-contained body of warm, agitated water designed for sitting in - see section 1.1.2 for further definitions.

Why do we need this guidance?

2. Infectious agents can be easily introduced to a spa pool via bathers, from dirt entering the pool or from the water source itself. Once in the spa pool, conditions often exist for these infectious agents to grow and proliferate. There have been several examples of people contracting infections from spa pools, for example Legionnaires' disease, and in all known cases the spa pools were not being managed as required by existing health and safety regulations and guidelines. This guidance has been written to help managers, designers and manufacturers of spa pools meet their legal duties under health and safety legislation.

Which infectious agents grow in spa pools?

3. The bacteria that cause Legionnaires' disease frequently grow in poorly designed and managed spa pools. Other bacteria commonly found in spa pools, which can cause infection, are *Pseudomonas aeruginosa* and environmental mycobacteria. More information on the hazards associated with spa pools can be found in Section 1.1.

This is particularly important with *Legionella*. In outbreaks, research showed that *Legionella* antibody levels were higher in individuals who were closer to the source of the contamination¹. People using the spa pool are also at risk from skin infections because prolonged immersion in warm water increases the likelihood of infectious agents entering the body via the skin.

Legislation – health and safety, and other relevant law

Introduction

Why are people using or working near spa pools at risk of contracting an infection from the spa pool?

4. Spa pools are designed to contain water that is vigorously agitated and this leads to the formation of aerosols that can be inhaled. This means even people not in the immediate vicinity of the spa pool can breathe in the aerosol.

5. The Health and Safety at Work etc Act 1974 (HSWA)², the Management of Health and Safety at Work Regulations 1999 (MHSWR)³ and the Control of Substances Hazardous to Health Regulations 2002 (as amended) (COSHH)⁴ impose certain statutory duties on all managers of non-domestic spa pools. Duties under the HSWA extend

to risks from infectious agents arising from work activities, ie risks to non-employees. The MHSWR provide a broad framework for controlling health and safety at work. COSHH provides a framework aimed at controlling the risks from hazardous substances including infectious agents.

Duties under Section 3 of the HSWA

6. If people working under the control and direction of others are treated as self-employed for tax and national insurance purposes, they are nevertheless treated as employees for health and safety purposes. It may, therefore, be necessary to take appropriate action to protect them. If any doubt exists about who is responsible for the health and safety of a worker, this could be clarified and included in the terms of a contract. However, a legal duty under Section 3 of HSWA cannot be passed on by means of a contract and there will still be duties towards others under Section 3 of HSWA. If such workers are employed on the basis that they are responsible for their own health and safety, legal advice should be sought before doing so.

Management of Health and Safety at Work Regulations 1999

7. Under these Regulations the manager of a spa pool is required to

- assess the risks in their workplace,
- use competent help to apply health and safety legislation,
- establish procedures to use if an employee is presented with serious and imminent danger, and
- co-operate and co-ordinate health and safety if there is more than one employer in a workplace.

Control of Substances Hazardous to Health Regulations 2002 (as amended)

8. Under COSHH the manager is required to

- assess the risks of exposure to hazardous substances in their workplace,
- prevent exposure or substitute with a less hazardous substance or process/method if possible,
- control exposure if prevention or substitution are not reasonably practicable,
- maintain, examine and test the control measures, eg automatic dosing systems,
- provide information, instruction and training for their employees, and
- provide health surveillance of employees if appropriate.

9. More information on COSHH in general can be found in the COSHH Approved Code of Practice (ACoP)⁴ and on *Legionella* in Legionnaires' disease: The control of legionella bacteria in water systems ACoP⁵ (L8).

10. L8 gives practical advice on the requirements of the HSWA, MHSWR and COSHH concerning the risk from exposure to *Legionella* bacteria. This ACoP applies to employers in control of premises where *Legionella* bacteria could be found, and also sets out the responsibilities of suppliers of services such as water treatment, as well as those of manufacturers, importers, suppliers and installers. L8 gives guidance and practical advice on identifying and assessing the risk, managing the risk and record keeping; with detailed guidance on managing cooling towers, and hot and cold water services, along with some information on other risk systems, eg spa pools, humidifiers, car washes. Although only a court can give an authoritative interpretation of the law when considering the application of health and safety legislation, HSE and Local Authority inspectors expect employers to follow the guidance in the ACoP or be able to demonstrate that their alternative procedures/processes provide an equivalent level of protection. The information and advice provided in *Management of Spa Pools: Controlling the Risks of Infection* is intended to help managers, designers, manufacturers etc meet the legal requirements explained in L8 in the context of spa pools.

Enforcement

11. Enforcement of health and safety legislation falls to two bodies, the Health and Safety Executive and Local Authorities (LAs). The HSE are responsible for enforcement with respect to designers, manufacturers and installers and for spa pools in premises where HSE is the enforcing authority eg government

buildings, factories. LAs are responsible for enforcement in hotels, retail outlets, and private sports and fitness clubs. The majority of commercial spa pools will be under the enforcement of Local Authorities. Both HSE and LA inspectors will expect employers to meet their legal responsibilities as explained in the COSHH ACoP⁴ and L8⁵. Each LA will make their own arrangements for inspections and water quality monitoring.

12. The enforcing authorities have the power to close a spa pool (Prohibition Notice) if there is an imminent risk to health. They can also require improvements (Improvement Notice) where the management of a spa pool is falling below legal standards.

The Reporting of Injuries, Diseases and Dangerous Occurrences Regulations 1995 (RIDDOR)⁶.

13. These Regulations require employers and others to report accidents and some diseases arising out of or in connection with work to the Health and Safety Executive. For example, certain case(s) of Legionnaires' disease are reportable under RIDDOR. Further information on RIDDOR can be found in HSE guidance⁷ or on the HSE website at <http://www.riddor.gov.uk>

The Chemicals (Hazard Information and Packaging for Supply) Regulations 2002 (CHIP)

14. These Regulations require suppliers of chemicals to

- identify the hazards of the chemicals they supply;
- give information about these chemicals; and
- package the chemicals safely.

The supplier must do this using labels^{8,9} and safety data sheets¹⁰.

The Construction, Design and Management (CDM) Regulations 1994 (as amended)

15. The CDM Regulations require that health and safety is taken into account and managed throughout all stages of a project, from conception, design and planning through to site work and subsequent maintenance and repair of the structure. These regulations apply to most common building, civil engineering and engineering construction work (including demolition, dismantling and refurbishment). Clients and designers have specific duties under the regulations. Further information on health and safety during construction can be obtained from the HSE website (<http://www.hse.gov.uk/construction/>) where there is information on these regulations and references to relevant leaflets and guidance.

The Biocidal Products Regulations 2001 (BPR)¹¹

16. BPR aims to ensure all biocidal products on sale are safe when used properly. Biocidal products are any chemicals intended to control unwanted organisms, including bacteria, viruses and fungi; public health disinfectants are classed as biocidal products. It is important the manager follows the classification and labelling information on a biocide product's packaging. There will be clear instructions on how to use it safely. Under the BPR the manager has a legal responsibility to use the correct product for the job and to use it properly. Further information for the users of biocidal products can be found in the HSE guidance *A guide to the Biocidal Products Regulations for users of biocidal products*¹².

Water Supply (Water Fittings) Regulations 1999¹³ and Water Byelaws 2004 (Scotland)¹⁴

17. This legislation is intended to prevent contamination, waste, misuse, undue consumption and erroneous measurement of water supplied by the water undertaker. It imposes requirements on the plumbing system, water fittings, and on appliances connected to it or receiving water from it. Guidance on following this legislation can be found in the *Water Regulations Guide*¹⁵ published by the Water Regulations Advisory Scheme (WRAS), and on the Defra website (<http://www.defra.gov.uk/environment/water/industry/wsregs99/guide/index.htm>).

Liabilities and workmanship

18. Under Section 73 of the Water Industry Act 1999¹⁶, as well as Regulations 3 and 4 of the Water Supply (Water Fittings) Regulations [in England and Wales] and Water Byelaws (Scotland), responsibilities and liabilities are set out on managers and owners to ensure that water installations comply with requirements in the Regulations. These particularly apply to the suitability of the water fittings and appliances, the quality of workmanship, the maintenance of fittings in good order, and that water supplies are not contaminated.

from Trading Standards (www.tradingstandards.gov.uk), and from the European Consumer Centre at www.euroconsumer.org.uk (if the trader is based outside the UK but elsewhere in the European Union).

Consumer legislation

19. Under the Consumer Protection Act 1987¹⁷ consumers have the right to expect their purchased spa pool to

- be of satisfactory quality, ie of a quality that a reasonable person would expect given the description, price and other relevant circumstances;
- be fit for purpose, ie it can be used for the purpose expected; and
- match its description (verbal or written), and if the spa pool is chosen after seeing a sample it must match this. (It is a criminal offence for a trader to put a false description on goods.)

20. Further information on consumer rights can be obtained from the Department of Trade and Industry (Dti) at www.consumerdirect.gov.uk, in the Dti's guide to the Consumer Protection Act (available via their website www.dti.gov.uk) called *Guide to Consumer Protection Act 1987*¹⁸,

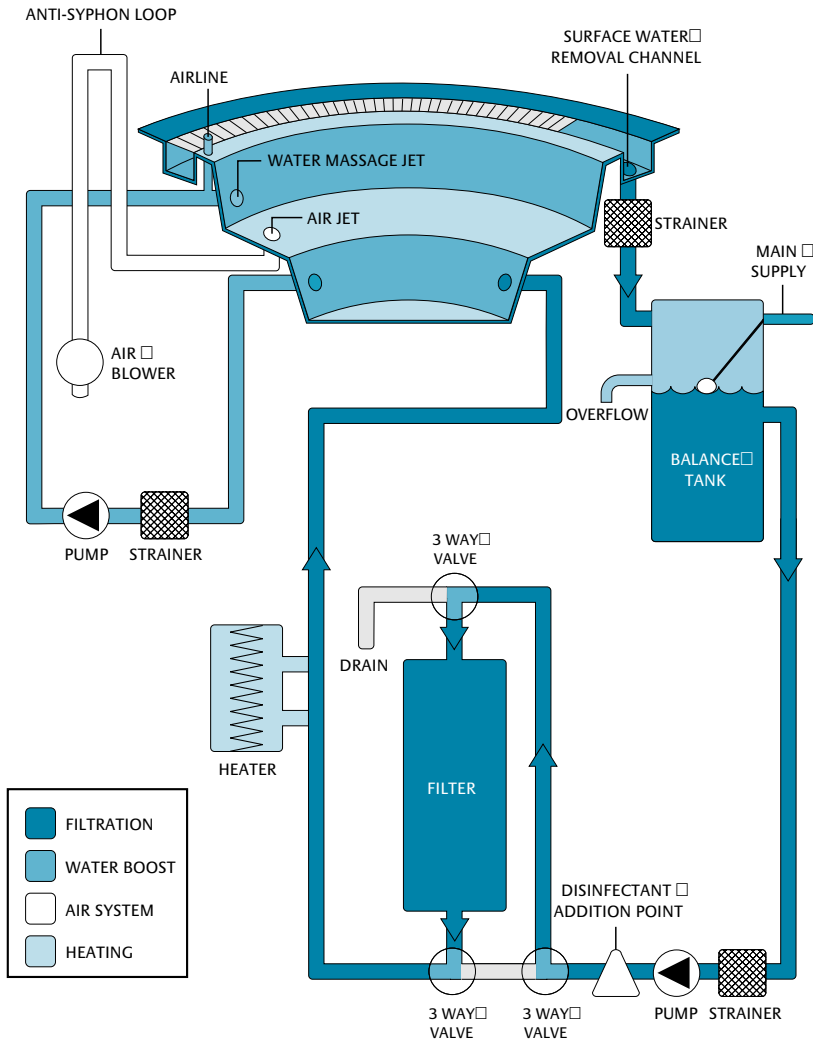


Figure 1: Diagram of a typical commercial spa pool and associated water system

Part 1

Regulatory Requirements

1.1

Scope and application. 19

1.2

Identification and assessment of the risk. 26

1.3

Managing the risk: management responsibilities, training and competence. 29

1.4

Preventing or controlling the risk from exposure to infectious agents. 31

1.5

Record keeping. 33

1.6

Responsibilities of designers, manufacturers, importers, suppliers and installers. 35



Commercial overflow/level deck spa pool

1.1 Scope and application

1.1.1 Who is this guidance aimed at

21. This guidance is intended to help people **who manage and/or operate spa pools** to control the risks from infection to their staff, the users, and anyone else potentially exposed to the spa pool water or aerosols from it. However, it should also provide useful advice for the following groups of people:

designers;	architects;
manufacturers;	suppliers;
installers;	maintenance staff;
consultants;	environmental health officers;
cruise ship operators;	tour operators;
domestic owners;	rental companies;
and	
organisers of events where spa pools are displayed	

1.1.2 Definition of a spa pool


22. A spa pool is designed for sitting or lying in up to the neck, and not for swimming. It is a self-contained body of water that is filtered and chemically disinfected. A spa pool is not drained, cleaned or refilled after each user, but after a number of users or a maximum period of time. Spa pools contain water heated to 30°C to 40°C, and have hydrotherapy jet circulation with or without air induction bubbles. Spa pools can be sited in- or outdoors. Common terms for spa pools are hot spa, hot tub, whirlpool spa and portable spa. Jacuzzi® is the registered trade name of a specific manufacturer and should not be mistaken for a generic name for spa pools.

1.1.2.1 Commercial spa pools

23. A commercial spa pool is an overflow/level deck spa pool installed in a commercial establishment or public building, and generally used by people visiting the premises. Typical sites for commercial spa pools include hotels, health clubs, beauty salons, gymnasia, sports centres and clubs, swimming pool complexes, and holiday camps. A spa pool in such a location is considered commercial even if payment for use is not required. A domestic spa pool installed in a hotel bedroom or holiday home should also be managed as a commercial spa pool. Similarly spa pools rented out to domestic dwellings for parties etc must also be considered commercial.



Commercial spa pool



Whirlpool bath
(by kind permission of
Howard Gosling)



Swim spa
(by kind permission of Spa De La Mare Ltd)



Domestic spa

1.1.2.2 Domestic spa pools

24. A domestic spa pool or hot tub is a freeboard or overflow/level deck spa pool installed at a private residence, for the use of the owner, family and occasional invited guests.

1.1.2.3 Whirlpool baths

25. Whirlpool baths are typically found in beauty parlours, health suites, hotels and dwellings. Water within the bath is untreated and the bath is drained following each session. Whirlpool baths have experienced similar problems to spa pools with the formation of biofilms within the pipework system associated with the air and water booster jets, so regular disinfection is recommended.

1.1.2.4 Swim-spa

26. A swim- or fitness-spa is a small combined swimming pool with hydrotherapy jets, air induction and counter-current exercise unit; or joined swimming pool and spa pool compartments. Such installations can be for residential or light commercial use. Bather loads and water temperature will not be as high as in spa pools.

1.1.3 Other equipment not covered by this guidance

27. The equipment not covered by this guidance includes

- swimming pools¹⁹,
- hydrotherapy pools²⁰,
- foot spas, and
- flotation tanks.

1.1.4 Microbiological hazards

28. A variety of infectious agents are associated with the recreational use of water and these can affect the skin, ears, eyes, gastrointestinal and respiratory tracts. However, most spa pool users do not immerse their heads in the water (and are strongly advised not to do so), so there are relatively few reported outbreaks associated with ear, eye or gastrointestinal tract infections.

29. Spa pools are much smaller than swimming pools and have a much higher ratio of bathers to water volume, so the amount of organic material in spa pools is far higher than in swimming pool water. These conditions can allow pathogens such as *Pseudomonas aeruginosa* and *Legionella* species to readily grow in spa pools. Water disinfection is, therefore, a key control measure, but the raised temperature and high organic content of spa pool water can make it difficult to maintain effective disinfection.

1.1.4.1 Legionella species

30. *Legionella* infection can present as a respiratory infection called Legionnaires' disease or a self-limiting flu-like illness called Pontiac fever or sometimes Lochgoilhead fever. There have been a number of outbreaks linked to spa pools, including those

- in leisure centres²¹,
- in hotels²²,
- in holiday homes²³,
- on cruise ships²⁴, and
- on display²⁵.

Experience has shown that those most at risk from infection are smokers, men, people over 50 years old, as well as immunocompromised individuals (see HPA website http://www.hpa.org.uk/infections/topics_az/legionella/menu for further information).

- An outbreak in 1984, associated with a spa pool in a hotel in Saltdean, Sussex, caused 23 cases of Legionnaires' disease.
- An outbreak in Lochgoilhead, Scotland of acute Pontiac fever affected 170 people.
- Within four days of their installation one or both of two new spa pools on display at a Netherlands flower show were the source of one of the world's largest outbreaks of Legionnaires' disease in 1999. There were 188 (133 laboratory confirmed) cases and 21 deaths. People pausing at the spa pools had an increased chance of developing the disease.
- Again in 1999 an outbreak of Legionnaires' disease was considered to be due to demonstration hot tubs at a Belgian fair. Stand employees, technical staff and visitors were amongst the 93 cases and 5 deaths.

1.1.4.2 *Pseudomonas aeruginosa*

31. There have been numerous outbreaks of folliculitis caused by *P. aeruginosa* associated with spa pools and hot tubs²⁶. The folliculitis presents as a red rash and involves infection of the hair follicles. Disease is related to the duration of spa pool immersion as well as the degree of contamination of the water, and children and young adults are most susceptible.

1.1.4.3 *Mycobacterium avium* and similar *Mycobacteria*

32. *Mycobacterium* species are common in water and some of them are important respiratory pathogens. Respiratory disease has been associated with non-tuberculous mycobacteria, particularly *Mycobacterium avium*, in association with spa pools and hot tubs²⁷.

1.1.4.4 *Amoebae*

33. *Naegleria fowleri*, an amoeba found in warm water, is a rare cause of fatal meningitis that has been associated with natural spas. *Acanthamoeba* species are common in water, including swimming pools, where they normally graze on bacteria. They can cause keratitis, a severe eye infection particularly associated with contact lens wearing; this can lead to loss of sight. This amoeba can also cause encephalitis, an infection of the brain.

1.1.4.5 Other potential infections

34. The gastrointestinal infections associated with swimming pools might also be expected to be potential infections from spa pool use. However, since users do not normally ingest spa pool water the chance of transmission of enteric infections is much reduced. However, exceptions have occurred, particularly when behaviour was abnormal. Thus an outbreak of Hepatitis A affected seventeen young men using a spa pool, although infection appeared to be caused by head immersion and 'whale spitting'²⁸.

35. *Cryptosporidium* infections have been associated with swimming pools. *Cryptosporidiosis* is a particular problem in swimming pools because it is resistant to chlorine. *Cryptosporidium* infection is especially dangerous for people infected with HIV. In a US study the serological response to *Cryptosporidiosis* as a marker of infection was associated with spa pool use²⁹ but infection appeared to be associated with sexual activities in the spa pool rather than from ingesting water.

36. It has been suggested that Herpes virus might survive within the spa pool environment and cause infections³⁰ but there is little evidence that this occurs in practice. Normal disinfection regimes should prevent survival of the virus in a spa pool.

37. Other infections have been associated with using spa pools but in reality were probably transmitted by other means in the changing rooms, eg furunculosis caused by *Staphylococcus aureus*³¹ and molluscum contagiosum (a viral skin infection producing papillomas).

1.1.4.6 Natural spas

38. The hazards associated with the use of natural spas are essentially the same as artificial spa pools.

1.1.5 Non-microbiological hazards

39. This guidance does not give detailed advice on how to manage the risks associated with non-microbiological hazards in the workplace. However, managers need to be aware that other hazards do exist and will need to be managed. A few of these are highlighted below with, where appropriate, references to other documents that will give further advice on how to manage them.

40. For users, the most immediate danger arises from accidental drowning, but they may also risk slipping or tripping, and getting caught in fittings such as the outlets. An analysis of deaths linked to spa pools and saunas in the US found 151 deaths related to spa pool use and only 7 to saunas. Children under 12 years old were involved in 6 out of the 151 deaths³². The chief risk factors were

- alcohol ingestion (38%),
- heart disease (31%),
- seizure disorders, eg epilepsy (17%), and
- cocaine and alcohol abuse (14%).

Accidental drowning in uncovered or improperly covered spa pools and, to a lesser extent, entrapment by suction, were the chief causes of childhood drowning. Shortening the time of exposure, lowering the water temperature, and using warning notices are options to help prevent deaths.

1.1.5.1 Chemical

41. The Control of Substances Hazardous to Health (COSHH) Regulations 2002 (as amended) cover hazardous chemicals as well as infectious agents. The risks associated with working with the chemicals used in a spa pool also need to be managed. Further guidance on managing such risks can be found in the COSHH Approved Code of Practice⁴ and on the COSHH Essentials website (<http://www.coshh-essentials.org.uk/>).

1.1.5.2 Thermal

42. Thermal hazard will generally be an issue for users rather than people working near or passing by a spa pool. Animal experiments suggest that prolonged immersion in water above body temperature can lead to delayed shock³³, and also lead to adverse effects on the foetus in pregnancy³⁴. It is therefore important to note that the warm temperature of spa pools could pose a risk of ill health to users who are pregnant, have cardiovascular problems, or are subject to fits. People taking medication for cardiovascular and nervous system conditions, and those with physical disabilities³⁵ should seek medical advice before using a spa pool.

43. It is possible that the high temperature and humidity around the spa pool could affect people working for long periods close to it.

1.1.5.3 Electrical

44. Standards covering the installation of swimming pools and spa pools were introduced in 1992 and updated in 2001 and 2004 (BS 7671:2001³⁶). For spa pools used by the public the Electricity at Work Regulations 1989³⁷ will also need to be complied with. Further information on the standards can be obtained from the Institution of Electrical Engineers (IEE); the IEE also sell the standards. Further information on the risk of working with electrical equipment can be found on the HSE website (www.hse.gov.uk) and in the free leaflets *5 steps to risk assessment*³⁸ and *Electrical safety and you*³⁹.

1.1.5.4 Slips and trips

45. A slip or trip accident happens every three minutes in the workplace to employees or members of the public; they are the most common causes of major injuries at work. Water in and around the spa pool will present a slip hazard for users and those walking close to the equipment. Obstructions around the spa pool could present a trip hazard. The spa pool manager is legally required to assess the risk of slips or trips under health and safety law. HSE publishes advice on managing the risks of slips and trips in the free leaflet *Preventing slips and trips at work*⁴⁰ and the priced book *Slips and trips: Guidance for employers on identifying hazards and controlling risks*⁴¹. Information on designing spa pools to minimise slip and trip hazards can be found in the SPATA Standards⁴².

1.1.5.5 Confined spaces

46. Care must be taken if working in confined spaces, for example in/around the balance tank. Work in the space may also be risky due to the difficulties in getting emergency help into the space. Ideally the spa pool area should be designed to ensure there are no confined spaces.

47. The risk of working in a confined space must be assessed under the Management of Health and Safety at Work Regulations 1999³ and the Confined Spaces Regulations 1997⁴³ may also apply. Further information on assessing the risk of working in confined spaces can be found in the free leaflet *Safe work in confined spaces*⁴⁴ and the Approved Code of Practice *Safe work in confined spaces*⁴⁵.

1.1.5.6 Manual handling

48. Care must be taken when handling heavy and/or awkward loads to avoid manual handling injuries. Such injuries can lead to cumulative damage that can be severe and debilitating. The Manual Handling Operations Regulations 1992⁴⁶ (as amended in 2002) require the spa pool manager to avoid manual handling operations if it is reasonably practicable to do so. If it is not reasonably practicable, they must carry out a manual handling assessment. Further information can be found in the guidance on the Regulations⁴⁷ and *Getting to grips with manual handling – a short guide*⁴⁸.

1.1.5.7 Entrapment

49. For spa pool users there is a potential risk of trapping their hair or body parts in spa pool inlets, outlets and grilles (particularly if they put their head underwater, which should be strongly discouraged). Appropriate control measures, including use of design features, should be used to reduce the risk of entrapment.

1.2 Identification and assessment of the risk

50. The purpose of the microbiological risk assessment is to enable the manager to make a valid decision about the measures necessary to prevent or adequately control the exposure of people near or in the spa pool to infectious agents that could grow in it. The manager will not be able to implement a formal health and safety management system for their spa pool without first conducting a risk assessment. The risk assessment will show that the manager has considered all pertinent factors. The legal requirement for a risk assessment with advice on how to conduct one is explained in the COSHH ACoP⁴ and L8⁵.

51. It is the responsibility of the person operating the spa pool (the dutyholder) to

- assess the risks associated with running the spa pool,
- prevent or control exposure to any hazards identified for their employees and other people affected by the running of the spa pool,
- maintain, examine and test any measures used to control exposure,
- monitor exposure in the workplace, if appropriate,
- keep employees and others informed about the hazards and the measures taken to control them,
- train their employees so they can use the control measures correctly, and
- have arrangements in place to deal with accidents, incidents and emergencies.

52. The person who conducts the risk assessment should

- have adequate knowledge, training and expertise to understand the hazard (ie the presence of infectious agents in the spa pool) and risk,
- know how running the spa pool produces the hazard,
- have the ability and authority to collect all the information needed to do the assessment, and
- have the knowledge, skills and experience to make the right decisions about the risks and the precautions needed.

53. If the dutyholder (spa pool manager) is confident they understand the hazards and risks of running a spa pool, they may choose to do the risk assessment themselves. Alternatively, a responsible employee, safety representative or safety officer within a larger organisation may help with the assessment. If the dutyholder is not confident the expertise to do a risk assessment resides in their organisation they may choose to get help from another competent source, for example a consultant experienced in risk assessment. However, the dutyholder is ultimately responsible for the risk assessment, whoever else was involved in producing it.

1.2.1 Carrying out the risk assessment

54. A number of factors are required to create the risk of acquiring an infectious disease from a spa pool

- the presence of infectious agents (eg *Legionella* bacteria) in the spa pool;
- suitable conditions for the growth of the infectious agents, eg a temperature of 30°C to 40°C, a source of nutrients (organic matter from bathers);
- a way of exposing employees and users to the infectious agents, eg to *Legionella* bacteria in the aerosol created by agitated water; and
- the presence of people who could be exposed to the infectious agents, eg people working on the spa pool, people passing near a spa pool.

55. When conducting the risk assessment the manager must consider the individual nature of their premises and spa pool(s). To help achieve this it is important that an up to date schematic diagram is kept of the spa pool(s) and associated plant. This can be used to decide which parts of the system pose a risk to workers and users.

56. The following general factors need to be considered when carrying out the risk assessment

- The source of the supply water, eg from the mains supply or an alternative.
- Possible sources of contamination of the supply water, eg biofilms within the pipework, bathers, soil, grass, leaves (the latter for spa pools sited outdoors).
- The normal operating characteristics of the spa pool.
- The people who will be working on or near the spa pool or using it.
- The measures chosen to adequately control exposure, including the use of personal protective equipment (PPE).
- Unusual, but reasonably foreseeable, operating conditions, eg breakdowns.

57. In addition, the following specific factors also need to be considered

- The type, design, size, approximate water capacity and designed bather load of the spa pool.
- The type of dosing equipment, including the use of automatic controls, pump arrangements, balance tanks, air blowers etc.
- The piping arrangements and construction materials
- The type of filtration system.
- The heat source and design temperature.
- The chemical dosing equipment, including chemical separation, personal protective equipment, chemical storage arrangements eg bunding.
- The type of treatment to control microbiological activity, eg chlorine.
- The method used to control pH, eg sodium bisulphate.
- The cleaning regime – ease of cleaning, what is cleaned, how and when.
- The testing regime, including microbiological tests – the frequency of tests, operating parameters, action required when the results are outside parameters.

58. The significant findings of the risk assessment should be recorded (if the manager has five or more employees). Even if the manager has less than five employees they should consider whether it would be easier to demonstrate to enforcing authorities that a suitable risk assessment has been done if there is a written version.

59. The written risk assessment should be linked to other health and safety records, eg

- the up-to-date plan of the spa pool and plant,
- the description of the correct and safe operation of the spa pool,
- the precautions to take when running/using the spa pool,
- the checks required to ensure the spa pool is working safely, and
- remedial action required in the event the spa pool is not running safely.

60. It is important to link the risk assessment for infectious agents to the assessments for other hazards associated with using a spa pool, eg slips and trips, manual handling, particularly ensuring the control measures implemented for hazards are compatible.

61. Employers are required to consult their employees or their representatives on the identified risks of exposure and the proposed control measures, giving employees the opportunity to comment.

62. It is essential the effectiveness of control measures is monitored. The risk assessment should be reviewed regularly (at least every two years) and whenever there is reason to suspect it is no longer valid, eg

- there are changes to the spa pool or the way it is used,
- there are changes to the premises the spa pool is installed in,
- new information is available about the risks or control measures,
- the results of tests indicate control measures are not effective, and
- an outbreak of a disease (eg Legionnaires' disease) is associated with the spa pool.

1.3 Managing the risk: management responsibilities, training and competence

63. As well as poor design and bad installation, inadequate management, lack of training and poor communication is often associated with the outbreak of diseases such as Legionnaires' disease. Everyone involved in the risk assessment and management of the spa pool must be competent, trained and aware of their responsibilities.

64. The manager of the spa pool should appoint someone to take day-to-day responsibility for controlling the risk identified from infectious agents in the spa pool – they are the responsible person. The responsible person should be a manager, director or someone with similar status and authority. They must be competent and knowledgeable about the spa pool to ensure all operational procedures are carried out effectively. The responsible person must also have a clear understanding of their duties and the overall health and safety management structure and policy of their organisation. If the manager is self-employed they may appoint themselves the responsible person.

1.3.1 Competence

65. The staff who undertake the day-to-day running of the spa pool, ie are implementing the control measures, need to be suitably informed, instructed and trained, and their suitability assessed. They must be able to carry out their duties in a safe, technically competent manner. Regular refresher training should be given. Records of all initial and refresher training need to be kept. Professional organisations and consultants offer training courses (see *Sources of Information* for details of relevant professional organisations and trade associations).

66. Training is not the only requirement to ensure the staff looking after the spa pool can do their job. Their competence will be a product of sufficient training, experience, knowledge and other personal qualities. Competence depends on the specific situation of each spa pool and the associated risks.

67. The manager must satisfy themselves of the competency of anyone they bring in to help them run their spa pool.

1.3.2 Implementation of the control scheme

68. The control measures and their implementation should be regularly and frequently monitored. Everyone involved in the running of the spa pool will need proper supervision. Staff responsibilities and lines of communication need to be clearly defined and documented. Communication and management procedures are particularly important if several people are responsible for different aspects of the spa pool's operation. The communication procedures should be regularly checked to ensure they are effective; this also applies to any external people used in the operation of the spa pool.

69. Arrangements should be in place to ensure appropriate staff levels are maintained while the spa pool is being operated. The responsible person or an authorised deputy should be available to discuss the spa pool at all times it is in use.

70. The manager is always responsible for ensuring the control procedures are carried out to the standard required even if they have employed contractors or consultants to help with the running of the spa pool.

1.4 Preventing or controlling the risk from exposure to infectious agents

1.4.1 Using and reviewing control measures

71. It is the spa pool manager's duty to ensure the chosen control measures are used properly and not made less effective by other work practices or improper use. This can be achieved by

- making visual checks and observations at appropriate intervals,
- ensuring PPE is being used correctly,
- supervising employees to ensure defined methods of work are being followed, and
- taking prompt remedial action when required.

72. It is the responsibility of the staff working on the spa pool to ensure the control measures are being used as intended and as they have been instructed. This will include

- using the control measures provided, eg the disinfectant,
- following the defined methods of work, eg standard operating procedures,
- wearing PPE if provided, storing it correctly and removing it in such a way that it cannot cause contamination before eating, drinking, smoking etc,
- practising a high standard of personal hygiene, and
- reporting promptly any defects discovered in the control measures.

73. The condition and performance of the spa pool will need to be monitored to ensure the control measures used remain effective. This should be the responsibility of the responsible person, although it is acceptable for consultants or contractors to provide assistance and advice. This review should include:

- checking the performance of the spa pool and its component parts,
- inspecting the accessible parts for damage and signs of contamination, eg biofilms, and
- monitoring to ensure the treatment regime is controlling the growth of infectious agents.

Further details about monitoring are provided in Section 2.3.

1.4.2 Dealing with accidents, incidents and emergencies

74. The Management of Health and Safety at Work Regulations³ and COSHH⁴ place a duty on employers to establish procedures to deal with situations involving serious and imminent danger. According to COSHH an accident, incident or emergency is any situation where an employee is (or is threatened to be) exposed to a hazardous substance beyond that associated with normal day-to-day activity. During the management of a spa pool this could be exposure to a serious spillage of a chemical used to treat the water or a disease outbreak arising from exposure to infectious agents in the spa pool.

75. The response to an emergency should be proportionate to the risk, so for example a small chemical spillage might not require full evacuation of the whole premises but the detection of certain levels of *Legionella* bacteria in the spa pool water could require it to be closed down.

76. The spa pool manager must ensure their emergency procedures are capable of

- mitigating the effects of the incident,
- restoring the situation to normal as soon as possible, and
- limiting the extent of any risks to health of the people working on or near and using the spa pool.

77. The emergency procedures (sometimes known as the Emergency Action Plan or EAP) should include details of the following

- the identity of the relevant hazardous substances present, where they are stored and used, and the estimated amount in the workplace on an average day – this would be relevant for the water treatment chemicals,
- the foreseeable types of accidents, incidents or emergencies that might occur with the hazardous substances on the premises – chemical and microbiological – eg spills, growth of *Legionella* bacteria in the spa pool water,
- the special arrangements to deal with the emergency situations not covered by general procedures,
- the safety equipment and PPE required when dealing with an emergency,

- first aid facilities sufficient to deal with an incident until the emergency services arrive, and where the facilities are,
- the role, responsibilities and authority of the people nominated to manage the accident, incident or emergency, eg the person(s) responsible for shutting the spa pool down,
- procedures for employees to follow,
- procedures for clearing up and safely disposing of any hazardous substances or contaminated cleaning equipment,
- regular safety drills, and
- the special needs of any disabled employees or spa pool users, eg assigning employees to help them leave the affected area.

78. As with the overall risk assessment the emergency procedures should be reviewed and updated if circumstances change, eg a new disinfectant is used. A record of procedures must be kept and readily accessible. If appropriate, emergency procedures should be displayed in prominent positions in the workplace for employees or spa pool users to read.

1.5 Record keeping

79. In general the following records must be kept when managing a water system

- the names of the people responsible for conducting the risk assessment, managing and implementing control measures,
- the significant findings of the risk assessment,
- the scheme for controlling the microbiological hazard and details of its implementation (otherwise known as the Normal Operating Plan or NOP), and
- the results of any monitoring, inspection, test or check carried out on the spa pool, along with dates.

80. Together the NOP and EAP are sometimes known as the Pool Safety Operating Procedure or PSOP.

81. Records need to be signed by the person who has produced them, eg recorded monitoring results.

82. The records need to be kept throughout the time they remain current and for at least two years after this. The results of monitoring, inspections, testing or checks should be kept for at least five years.

83. It is recommended the following records are kept specifically for spa pools.

- The name and position of the people who are responsible for managing the spa pool, their respective responsibilities and their lines of communication.
- The names and positions of people responsible for carrying out the various tasks identified to control the microbiological risks.
- The risk assessment(s) and a written scheme of actions and control measures, which will form part of the NOP.
- The plans or schematic drawing(s) of the spa pool and plant.
- Details of precautionary measures that have been carried out, including enough detail to show that they were carried out correctly and the dates done.
- Remedial work required and carried out, and the date of completion.
- A log detailing visits by contractors, consultants etc.
- Cleaning and disinfection procedures and associated reports and certificates.
- The results of the chemical analysis of the spa pool water.
- Information on other hazards, eg chemical, slips and trips.
- Training records of the staff who work on the spa pool.
- Records showing whether the spa pool is out of operation, whether it has been drained down, when it was recommissioned etc.
- The signature of anyone carrying out work on the spa pool or other form of authentication if appropriate.

84. These records can be usefully kept together as the spa pool logbook. This should be a living document and continually amended as its contents change.

85. Further information on records to be kept for spa pools can be found in the HSE guidance on managing health and safety in swimming pools¹⁹.

1.6 Responsibilities of designers, manufacturers, importers, suppliers and installers

86. In the commercial setting, the law is enforced under the Health and Safety at Work etc Act 1974 (HSWA)² but there is also relevant legislation that covers the use of spa pools in a domestic setting¹⁷. Responsibilities for enforcement are allocated to HSE for products designed for use at work, and to trading standards departments for consumer products. HSE is also responsible for regulation of the supply of products designed for use at work whether the workplace itself is HSE or Local Authority enforced.

87. Section 6 of the HSWA places a duty on any person who designs, manufactures, imports or supplies a spa pool, to ensure, so far as reasonably practicable, that the spa pool is so designed and constructed that it will be safe and without risks to health at all times. This duty is owed to those who use, set, clean or maintain this equipment.

88. Within this duty there is a requirement to provide persons supplied with the spa pool adequate information about the use for which it is designed and about any conditions necessary to ensure that it will be safe and without risks to health. This applies not only for use of the spa pool but also for its dismantling and disposal.

89. The duty holder must also take steps, so far as reasonably practicable, to ensure that revisions of information are provided, after supply, should any hazard become known that may give rise to a serious risk to health and safety. Where, for example, design faults come to light, the supplier should provide appropriate information to previous clients, as far as is reasonably practicable. There is no time limit specified as to when such a duty to provide information retrospectively should cease; it will depend on what is reasonable in the circumstances.

90. Where certain items are regularly or frequently supplied to the same customer, it is not necessary for information to accompany each delivery, provided the information first supplied remains relevant and up to date. However, it is important to note that the duty to supply information is an ongoing one.

91. Trading standards officers enforce a wide range of legislation but their principal product safety legislation is the Consumer Protection Act 1987¹⁷. The General Product Safety Regulations 1994⁴⁹ make no substantial changes to the general requirements of the Consumer Protection Act 1987 but they have largely replaced Section 10 of that Act. The Regulations apply to products supplied to consumers for their private use and apply to all persons in the business supply chain who are established in the UK and supply consumer goods in the UK. Suppliers are categorised as 'producers' or 'distributors'.

92. Producers are required to

- place on the market only safe products within the limits of their activities;
- provide relevant information to customers; and
- take measures to keep themselves informed of the risks that products may present and take appropriate action, eg withdraw products from the market if necessary.

93. Distributors are required to act with due care to help ensure that products supplied by them are safe. A 'safe product' under the Regulations presents either no risk or only minimum risk compatible with the product's use.

1.6.1 Designers

94. Designers must carry out such testing and examination as is necessary to ensure they comply with the general duty detailed above but they are also required to eliminate or minimise any residual hazards that may exist by conducting any necessary research and innovation.

1.6.2 Importers

95. Importers are responsible for defects in items, which they supply, even though they may have no control over the manufacturing or design activities that gave rise to those defects. The term 'importer' is not defined in the legislation, but in practice, the person responsible will normally be the person who appears as the importer in the entry for customs purposes.

1.6.3 Suppliers

96. Suppliers must take into account all of the reasonably foreseeable risks from operator error or inattention but not from reckless or wholly inappropriate use. The legislation requires suppliers to take account of any relevant information or advice, which is available to them, which they should have known. Suppliers may also be responsible for defective goods even if they were not aware of the (potential) defects.

1.6.4 Installers and commissioning engineers

97. Installers and commissioning engineers have a duty to ensure, so far as reasonably practicable, that nothing about the way in which the spa pool is erected or installed makes it unsafe or a risk to health at any such time as it is used, set, cleaned or maintained by a person at work. All installations or installation inspections are to be carried out by a competent National Inspection Council for Electrical Installation Contracting (NICEIC), Electrical Contractors Association (ECA) or a similar approved scheme registered electrical contractor who will issue an installation or minor works certificate to the safe installation and the fitting of the correctly rated Residual Current Device (RCD) to BS767136.

1.6.5 Summary

98. Designers, manufacturers, importers and suppliers of spa pools under current legislation should ensure that the spa pool is designed, constructed and installed so that it will be safe and without risks to health when used and provide adequate information for the user about the risks of the product. Importantly, this should be updated in the light of any new information about significant risks to health and safety that becomes available. Suppliers of spa pools and services, including consultancy and water treatment services, should so far as reasonably practicable ensure that measures intended to control the risk of exposure to infectious agents are so designed and implemented that they will be safe and without risks to health.

Part 2

Guidance on the control of infectious agents in spa pools

2.1

Background. 41

2.2

Treatment programmes. 47

2.3

Monitoring. 53

2.4

Cleaning and disinfection. 65

2.5

Design and construction. 73

2.6

Whirlpool baths. 85

2.7

Hiring and other commercial uses. 89



Overflow channel with a section of the cover removed revealing the overflow drain. Note the cleanliness (with kind assistance of Esporta Ltd)

2.1

Background

2.1.1

Operating spa pools. 43

2.1.2

Operating natural spa pools. 44

2.1.3


Storing water. 44

2.1.4

Spa pool water purification. 44

2.1.5

Information managers should provide for users. 45



Control Panel, note the air blower (top left), acid and hypochlorite pumps (centre) and pH and ORP electrodes above pumps

2.1 Background

2.1.1 Operating spa pools

99. General guidance on controlling Legionella bacteria can be found in the HSE publication Legionnaires' disease: The control of Legionella bacteria in water systems. Approved Code of Practice and Guidance (L8)⁵. Part 2 puts the control measures outlined in L8 in the context of operating a spa pool and also covers the control of other infectious agents.

100. This section provides guidance on the simple principles and practices for maintaining the water in spa pools in acceptable condition. A wide range of individuals and organisations undertakes spa pool maintenance with varying skills including hoteliers, health clubs, local authorities, leisure companies and private owners.

101. To encourage the use of any spa pool it must appear inviting, offer a safe and pleasant environment to use, and be free from irritant substances, infectious agents (viruses, bacteria, protozoa and fungi) and algae.

102. In spa pools the refreshing agitation of the water is achieved by the combination of air jets and pulsating water flow. Splashing of water and bursting of the bubbles breaking through the water surface creates an aerosol immediately above the water surface in the breathing zone of the occupant(s). In Legionnaires' disease the principal route of infection is through the inhalation of the bacteria into the lungs with the risk of disease rising with increasing numbers of inhaled bacteria. Rarely, infection may occur by aspiration. Good disinfection and filtration are therefore essential for maintaining health and safety standards in spa pools.

103. The small volume of water, high operating temperature and generally heavy bathing loads makes the water treatment of spa pools more onerous than in conventional swimming pools.

104. Objectives of spa pool water treatment are the same as those for swimming pools, namely

- to remove suspended and colloidal matter and to render the water clear, bright and colourless;
- to remove organic matter, which may act as a source of food for bacteria and give an unaesthetic appearance to the water;
- to provide an appropriate level of disinfectant to control the growth of infectious agents;
- to maintain the pH of the water at an optimum for disinfection; and
- to maintain a comfortable temperature for bathers.

105. There are essentially two types of pollution; that generated by bathers and that from external sources ie atmosphere, surface surrounds and bathing costumes. The pollution generated by bathers comes from

- nose – mucus,
- mouth – saliva,
- skin - perspiration, dead skin, sun tan lotion, cosmetics, shampoo and soap residues
- urine and faecal matter, and
- hair.

2.1.2 Operating natural spa pools

106. The concept of natural spa pools is for the water to remain untreated, but this in itself can pose potential health and safety implications. The water for natural spas should be shown to be of satisfactory microbiological quality before construction of the spa. However, natural spa pools must be managed to control the risk of exposure of users and others to infectious agents. This will usually require the natural spa pool to be managed in the same manner as any other commercial spa pool. Managers of natural spa pools should, therefore, follow the guidance on control measures given here.

2.1.3 Storing water

107. Stored water requires ongoing management if water quality (including aesthetic quality) is not to be impaired. It is especially important to ensure the

water in storage does not rise above 20°C. *Legionella* bacteria and other infectious agents can proliferate in storage at temperature above 20°C, particularly if a biofilm is allowed to develop on the inside of the cistern.

2.1.4 Spa pool water purification

108. Water treatment can be divided into two main steps - filtration and disinfection. Filtration is necessary to maintain a physically clean, clear and safe environment. Chemical or physical disinfection is required to prevent cross infection between bathers and the growth of infectious agents within the water and on the surfaces within the spa pool and it's associated water and air circulation system.

109. Effective purification relies on powerful filtration working in conjunction with continuous disinfection via a complete and speedy circulation system, to collect, clean and disinfect water without plant failure, undue water and chemical wastage or needless expense.

110. To minimise pollution it is essential to encourage good hygienic standards. Bathers should be strongly encouraged to visit the toilets, and to wash and shower before use of the spa pool. Introduction of shampoos, moisturisers and other skin products into spa pools will adversely affect the water balance and therefore bathers should ensure these are removed by showering before entering the pool.

111. The daily spa pool maintenance programme needs to achieve proper physical operation of the spa pool and provide a suitable chemical balance and the correct microbiological control. To ensure optimum water quality within the spa pool it is essential that the turnover time of the spa pool and the design bathing loads do not exceed recommended limits (see below).

2.1.5 Information managers should provide for users

112. The risk assessment will identify the information that should be provided to customers, and may include having a wall clock clearly visible from the spa pool and a notice pointing out the recommended bathing time along with the maximum number of people allowed in the spa pool at any one time. They may also require a notice, clearly displayed near the spa pool, advising individuals of the correct procedures when using the spa pool. For example

- It is recommended that bathers do not wear sun tan lotions or skin creams in the spa pool.
- Bathers should use the toilet and shower before entering the spa pool.
- Bathers should not use the spa pool if they have had diarrhoea within the last 14 days.
- Bathers should be discouraged from swallowing the spa pool water.
- It is recommended that bathers do not exceed 15 minutes immersion at a time.
- Bathers should not exceed the maximum number permitted in the spa pool .
- Children under four should not use the spa pool.
- Children (and others) who are unable to keep their faces out of the water should not use the spa pool.
- All other children using the spa pool must be supervised.
- Babies' nappies should not be changed beside the spa pool.
- It is recommended the spa pool is not used after a heavy meal or while under the influence of alcohol or sedatives.
- If intended users are suffering from diseases of the heart and circulation, skin conditions, are immunosuppressed, subject to fits, or taking drugs affecting the cardiovascular or nervous systems, they should seek medical advice before bathing in spa pools.
- Pregnant women are advised to consult with their doctor before using a spa pool (see section 1.1.5.2)

(This is not an exhaustive list and the information that needs to be displayed will depend on the risks identified for each spa pool.)

2.2

Treatment programmes

2.2.1

Maintaining water quality. 49

2.2.2

Spa pool area hygiene. 51

2.2.3

Chemical storage. 51



pH and chlorine electrodes (with kind assistance of Esporta Ltd)

2.2 Treatment programmes

2.2.1 Maintaining water quality

2.2.1.1 The effect of pH on disinfectants

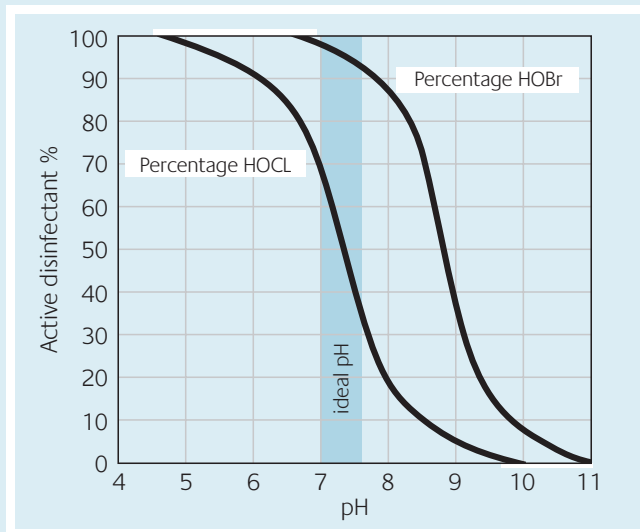
113. The pH (a logarithmic scale) is a measure of the degree of acidity or alkalinity (also known as the basicity) of the water:

0 ← ACID — 7.0 — ALKALI → 14.0
neutral

Ideal range 7.0 - 7.6

The most important factor in water balance is pH and the ideal pH range is similar to the pH of most body fluids.

Figure 2: The effect of pH on disinfection



114. Figure 2 shows the effect of pH on the disinfection efficiency of chlorine and bromine. It should be noted that, depending on the nature of incoming mains water and the disinfectant used, the spa pool water may need to be adjusted to the ideal pH range by the use of chemical treatment.

Acidic pH adjusters include sodium bisulphate and hydrochloric acid, and alkaline pH control is achieved with sodium carbonate (soda ash).

2.2.1.2 The effect of disinfectants on pH

115. 1,3-bromochloro-5,5-dimethylhydantoin and sodium dichloroisocyanurate tend to be relatively neutral when dissolved in spa pool water and have little effect on the pH. The nature of the incoming mains water supply tends to determine the pH adjustment required.

116. Trichloroisocyanuric acid forms an acidic solution (pH3) in water and will tend to lower the pH value. An alkaline pH adjuster may be necessary to maintain the optimum pH but the degree of pH adjustment will be dependent on the nature of the incoming mains water supply.

117. Sodium and calcium hypochlorite will both raise the pH of the spa pool water, so an acid pH adjuster may be required. Again the degree of pH adjustment needed will depend on the nature of the incoming water supply.

2.2.1.3 Water balance

118. The pH, Total Alkalinity, Total Dissolved Solids, Temperature and Calcium Hardness of water are related in a complex way and are the main factors in determining the balance of the water. Balanced water is neither scale forming nor corrosive and may be measured using a number of indices such as the Langelier, Palintest or saturation. In commercial spa pools the frequency of water replacement and draining of the spa pool is likely to limit the requirement for water balancing.

2.2.1.4 Clarity

119. Cloudiness in the water is often evident if the spa pool has been left unused and may be attributable to a number of different factors. These include failure of the circulating pump, incorrect hand dosing of the spa pool with water treatment chemicals leading to a lack of disinfectant, the presence of undissolved chemicals, algal growth, incorrect backwashing procedures and bacterial overgrowth. Further advice should be sought from a suitable consultant if problems persist.

2.2.1.5 Total Dissolved Solids (TDS)

120. The measure of the concentration of dissolved materials present in the water, the majority of which have been introduced from the water treatment chemicals and from the bathers using the spa pool, is termed the total dissolved solids. This concentration reflects the management of spa pool usage and control of water replacement. A maximum of 1000 mg/l over the fill water of TDS is recommended in spa pools, above which corrosion of the spa pool water distribution system may become more apparent. Planned water replacement will normally prevent such occurrences.

2.2.1.6 Biofilms

121. The spa pool, pipework and balance tank should be constructed of materials known not to support the growth of infectious agents and which comply with BS 6920⁵⁰. It should also be possible to inspect and clean not only the surfaces of the tanks and spa pool but also the inside of the pipework and, for this purpose, appropriate access points should be included in the design or the pipes should be readily removable.

2.2.1.7 Algae

122. There are 3 common types – green, blue-green, and brown or red.

2.2.1.8 Green algae

123. Green algae are free floating; turning the spa pool water cloudy green. They are easily killed by treatment e.g. chlorine.

2.2.1.9 Cyanobacteria

124. Cyanobacteria used to be known as blue-green algae, although they are generally black in appearance. They are found on floors and walls in small dots or blotches, are resistant to algicides and often cause surface staining.

2.2.1.10 Brown or red algae

125. Brown or red algae are usually yellow or yellow brown and are sometimes found on spa pool walls, floors and steps. They may also be rust red, green or pink in colour.

2.2.2 Spa pool area hygiene

See section 2.4 1

2.2.3 Chemical storage

126. Care must be taken to ensure that chemicals are stored under the correct conditions. Acids and alkalis should be stored separately in secure, well-ventilated, dry storage areas (bunded if necessary, ie to contain spills of liquid chemicals). Each area should be marked externally with the appropriate warning sign. It is inadvisable to store spa pool chemicals with petrol or oil, e.g. a domestic spa owner should not store pool chemicals in a shed that also houses a petrol mower. Accidental mixture of these chemicals could result in an explosion or facilitate spontaneous combustion.

2.3

Monitoring

2.3.1

General monitoring. 55

2.3.2

Sampling for chemical analysis. 56

2.3.3

Monitoring for infectious agents. 56

2.3.4

Microbiological tests. 57

2.3.5

Recommended microbiological standards
for spa pools. 60

2.3.6

Closing a spa pool. 62

2.3.7

Additional testing in outbreaks. 64

2.3.8

2.3.8 Summary of Checks. 64



Water pump strainer – needs inspection daily and cleaning if necessary

2.3 Monitoring

127. It is the responsibility of the owner to arrange routine microbiological or chemical testing. However, HSE and Local Authority inspectors do have the power to take water samples under the HSWA as may be required during inspections/investigations.

2.3.1 General monitoring

128. Poolside testing and recording of residual disinfectant and pH levels should be undertaken before the spa pool is used each day and thereafter at least every 2 hours in commercial spa pools. The chemical tests required are

On-site tests

- Colour
- Clarity
- Temperature
- Number of bathers
- Chlorine (free, total and combined) or bromine in pool
- pH

129. Laboratory analysis is not part of the daily regimen but may be required, for example, monthly. The frequency of laboratory analysis should be indicated from your local risk assessment.

Chemical tests include

- Permanganate value (4 hours @ 27°C)
- Total dissolved solids*
- Bromide/chloride depending on disinfectant*
- Ammoniacal nitrogen
- Albuminoid nitrogen
- Nitrite nitrogen
- Total Alkalinity*
- Bicarbonate alkalinity
- Hydroxide alkalinity
- Total hardness*
- Calcium hardness
- Magnesium hardness
- Sulphate*
- Iron*
- Copper*
- Zinc*

* These tests can be done at the side of the spa pool, but for reliable results to show how the spa pool is being managed laboratory analysis should be used.

130. Details of standard testing procedures are provided in Appendix 3. A logbook should be available for recording the results, it should state the acceptable limits for parameters tested, together with any remedial action to be taken in the event of a test result being out of specification. Records should be kept for a minimum of 5 years as required by the Approved Code of Practice L85.

131. The total dissolved solids (TDS) should be monitored daily, and the water balance weekly if required. In areas where the water is naturally low for calcium hardness and alkalinity, basic water balance chemicals may be required to stop the water being aggressive in the spa pool. However, in commercial spa pools, water replacement frequency should be such that it obviates the need for water balance (depending on the source water). Similarly TDS monitoring may not be required if the water is replaced frequently.

132. Routine microbiological analysis should also be undertaken to ensure that optimum water treatment conditions are being maintained. While chemical analysis is of benefit to monitor the efficiency of the water treatment system in dealing with the pollution loading, it is important that it is carried out together with microbiological analysis to enable a complete assessment of the water treatment operation and management.

133. Information obtained from regular monitoring can indicate

- whether or not water replacement and backwashing are being undertaken at sufficient frequency,
- disinfectant levels are adequate,
- show whether or not the operation of the water treatment plant is coping effectively with the bather load,
- highlight any unnecessary hand dosing of water treatment chemicals,
- provide information on the condition of the filter bed, and
- provide advanced warning of failure of filter, pumps, valves etc.

2.3.2 Sampling for chemical analysis

134. A one-litre sample of spa pool water is required for a comprehensive chemical analysis in the laboratory. This should be taken in a clean one-litre polythene container, which, prior to filling, has been thoroughly rinsed with water from the spa pool to be sampled. The sample should be delivered to the laboratory on the same day as sampling. However, if this is not possible it must be refrigerated (4-8°C) until it can be delivered to the laboratory the next day.

135. The place and point of sampling, the time, the pH and the concentration of free and combined disinfectant should be noted at the time of sampling and provided to the laboratory together with the sample. Ideally the sample should be taken about 200 to 400mm below the water surface.

2.3.3 Monitoring for infectious agents

136. The spa pool manager has the responsibility for ensuring that microbiological samples are taken at appropriate intervals and the results recorded in the spa pool log book together with any remedial actions and follow up samples following an adverse report. In general, a microbiological sample should be taken based on a risk assessment, which would take into account any factors that may have an effect on water quality.

137. Regular microbiological testing will provide an assurance that operating conditions are satisfactory if

- it is performed by trained and competent personnel to prevent sample contamination;
- microbiological analysis is carried out in a laboratory accredited for the analysis to ISO17025⁵¹;
- chemical tests are performed, preferably on site, at the time of sample collection, eg pH value and the concentration of free and total disinfectant in the spa pool water, a review of the maintenance records and bather numbers for the spa pool, information on any mechanical failures, the water appearance, and other untoward events is carried out and noted on the sample submission form.

138. Microbiological samples for indicator organisms should be taken at least once a month as a routine and quarterly for *Legionella*. More frequent sampling may be required depending on the risk assessment, eg if the spa pool is being intensively used and certainly if there are any adverse health effects reported by the bathers. Spa pools that are situated outdoors have additional demands placed on the disinfection and filtration systems from environmental contamination by dust, debris etc, so it is important that such factors are taken into account when determining a monitoring schedule. If adverse health effects are suspected the enforcing authority (HSE or the Local Authority) and the microbiologist in the testing laboratory should be informed; as required they will then notify the CCDC within the Local Health Protection Unit. Microbiological sampling should also be done

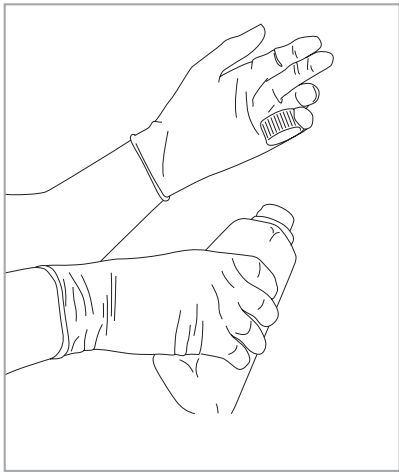
- when a spa pool is first used or recommissioned,
- after a report of ill-health following spa pool use,
- if there are problems or contamination incidents, or
- alterations in the treatment/maintenance regimes.

2.3.4 Microbiological tests

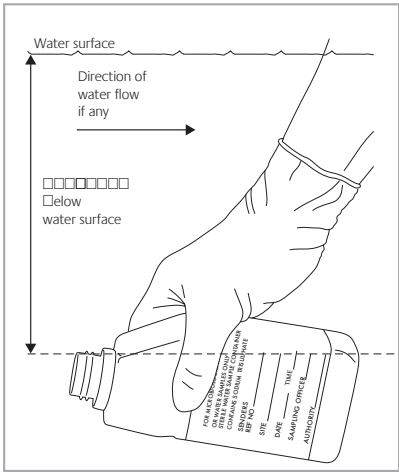
139. Tests for indicator organisms should include an aerobic colony count (sometimes called the total viable (colony) count or plate count)), coliforms, *Escherichia coli*, and *Pseudomonas aeruginosa*. In addition, tests should be quarterly for *Legionella*. The aerobic colony count (ACC) after 24 hours incubation at 37°C will give an indication of the overall microbiological quality of the spa pool while the continued presence of coliforms and especially *E. coli* will indicate the presence of serious contamination arising as a result of a breakdown in the treatment system. The presence of the potential pathogen *P. aeruginosa* is also an indication of treatment failure with likely colonisation and biofilm formation on the spa pool filter and within other parts of the system. It is a more sensitive indicator of sustained management problems than the coliforms and may be found in their absence but is usually associated with an elevated ACC.

140. If there are health problems associated with the use of the spa pool, it may be necessary to test for other organisms, based on epidemiological evidence, such as *Staphylococcus aureus*, *Cryptosporidium*, *Giardia* and perhaps viruses. In these circumstances advice should first be sought from the local Health Protection Unit and the microbiologist.

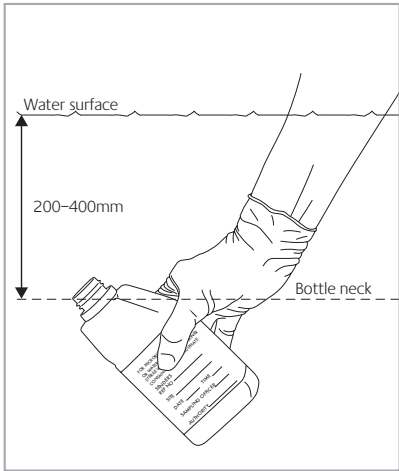
Figure 3: Illustration of how to collect a sample for microbiology



1. Aseptically removing the bottle top



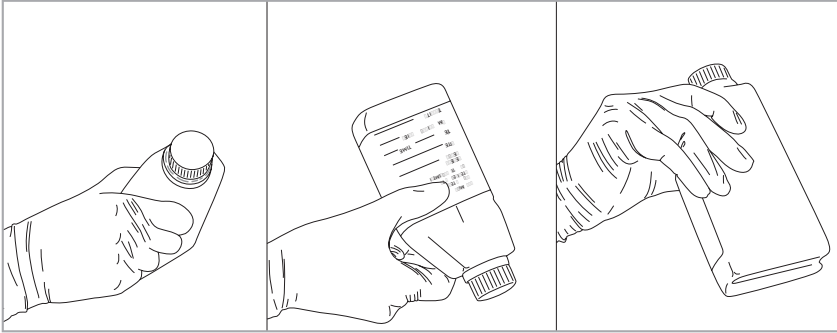
2. Immerse bottle 200–400mm below the surface, keeping bottle almost horizontal but tipped slightly to ensure neutraliser is not tipped out



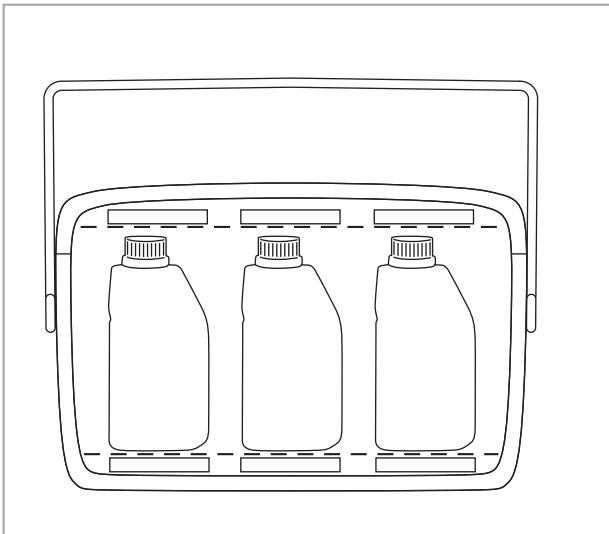
3. Tilt bottle up to approximately 45° to fill



4. Remove bottle. If the bottle is full to the brim pour off a small amount to leave 1–2cm air above the water surface. Replace the cap



5. Invert a few times to mix the contents and place the bottle in a cool box for transport



6. Transport to laboratory as soon as possible in an insulated container – process on day of collection

2.3.4.1 Sampling procedure

141. Sampling bottles must be made for this purpose and must be sterile, shatterproof and contain a neutralising agent for the disinfectant in use. Glass bottles must not be used. For spa pools using chlorine or bromine-based systems, sodium thiosulphate is a satisfactory neutralising agent and 180mg/l is usually sufficient to neutralise up to 50ppm of chlorine. A mixture of lecithin and Tween 20 can be used to neutralise PHMB, specific details and further advice should be sought from the testing laboratory. If other disinfection systems are in use, the testing laboratory must be informed before the sample is taken to ensure that the appropriate neutraliser is supplied, if an appropriate neutraliser is not available then the sample must be tested as soon as possible, the testing laboratory will need to take into account the time delay before testing is carried out when interpreting results. Samples taken for chemical examination require a separate bottle without a neutralising agent.

142. Sample bottles for microbiological testing should be either individually wrapped or disinfected by wiping with, for example, an alcohol swab before use. For routine monitoring for indicator organisms a sample bottle of 500ml should be used and for *Legionella* a sample bottle of at least 1000ml. Unlike bottles for chemical testing samples, these should not be rinsed with the water to be tested. To take the sample, the stopper or cap is first removed with one gloved hand making sure that nothing touches the inside of the bottle or cap. The collection of a sample is illustrated in figure 3. While the bottle is being plunged into

the water the long axis should be kept approximately horizontal but with the neck pointing slightly upwards to avoid loss of the neutralising agent. The bottle is quickly immersed to about 200-400mm below the pool surface, at which point the bottle is tilted upwards to allow it to fill. On removal from the water, the cap is immediately replaced, the sample shaken to disperse the neutraliser, and then sent to the laboratory without delay to enable analysis preferably on the same day and certainly within 24 hours of sampling. In transit the sample should be protected from light and placed in an insulated container maintained at approximately 2 - 8°C by freezer or ice packs. The sample container should not come in direct contact with the freezer packs. A record should be made of the pH value and the active disinfectant residual determined at the time of sampling. This and any other relevant information should accompany the sample to the testing laboratory to enable appropriate interpretation of the results

143. Routine sampling should be done when the spa pool is in use, preferably when heavily loaded or immediately thereafter.

2.3.5 Recommended microbiological standards for spa pools

144. If these indicator microbiological results are unsatisfactory a review of the records should be undertaken and the microbiological tests repeated immediately. Sampling from the balance tank may also be considered at this point. If the results show gross contamination (see Section 2.3.3) then the spa pool should be taken out of use immediately and any remedial actions implemented before resampling.

145. If results are still unsatisfactory after the repeat samples and investigation, immediate remedial action is required that may necessitate the spa pool being closed. Note: the investigation may require the help of the laboratory that does the tests, the local council Environmental Health Department, or an independent consultant.

2.3.5.1 Aerobic colony count

146. The colony count should be carried out in accordance with BS EN ISO 6222⁵² (BS 6068-4.5) but with incubation at 37°C for 24 h. These test conditions are set to isolate the range of organisms that can colonize and cause infections in bathers. The ACC can become increased where there is a higher bather load, reduced chlorine residual or where there are defects in water treatment. The aerobic colony count should normally be 10 or less colony forming units (cfu) per millilitre of spa pool water. If a colony count above 10cfu/ml is the only unsatisfactory microbiological result, and residual disinfectant and pH values are within recommended ranges, the water should be retested.

2.3.5.2 Total coliforms

147. The presence of coliforms indicates that the treatment has failed to remove this contamination. Coliforms are sensitive to disinfectant and should be absent in 100ml of spa pool water. A repeat sample should be taken whenever coliforms have been detected. A coliform count of up to 10cfu/100ml is acceptable provided that

- the aerobic colony count is less than 10cfu/ml;

- there are no *E. coli* present; and
- the residual disinfectant and pH values are within recommended ranges.

2.3.5.3 *Escherichia coli*

148. *Escherichia coli* is normally present in the faeces of most humans, mammals and birds. It is widely used as a specific indicator of faecal contamination as it is unable to grow within the environment. The presence of *E. coli* in spa pool water is an indication that faecal material has entered the water from contaminated skin, or from faecal material that has been accidentally or deliberately introduced. It also indicates that the treatment has failed to remove this contamination. *E. coli* should be absent in a 100ml sample. However, because most bathers will have some faecal contamination of their skin, particularly if they have not showered before bathing, a single positive sample may be the result of recent superficial contamination by a bather that has not yet been decontaminated by the disinfectant residual. A repeat sample should then be taken.

2.3.5.4 *Pseudomonas aeruginosa*

149. Well-operated spa pools should not normally contain *P. aeruginosa*. If the count is over 10 *P. aeruginosa* per 100ml, repeat testing should be undertaken. Where repeated samples contain *P. aeruginosa* the filtration and disinfection processes should be examined to determine whether there are areas within the spa pool circulation where the organism is able to multiply. There is a risk of an outbreak of folliculitis when the count exceeds 50cfu/100ml so the spa pool should be closed, remedial action taken and the water resampled (see Section 2.3.3).

Table 1. *Legionella* Sampling.

Number/litre	Interpretation
<10 ²	<ul style="list-style-type: none">• Under control
≥10 ² to ≤10 ³	<ul style="list-style-type: none">• Resample and keep under review.• Advised to drain, clean and disinfect.• Review control & risk assessment; carry out remedial actions identified.• Refill and retest next day and 2-4 weeks later.
>10 ³	<ul style="list-style-type: none">• Immediate closure. Exclude public from pool area• Shut down spa pool.• Shock the spa pool with 50mg/l free chlorine circulating for 1 hour or equivalent.• Drain, clean and disinfect.• Review control & risk assessment; carry out remedial actions identified.• Refill and retest next day and 2-4 weeks later.• It may be advisable to alert the local Health Protection Unit.• Keep closed until legionellae are not detected and the risk assessment is satisfactory

2.3.5.5 *Legionella pneumophila*

150. Well-operated spa pools should not normally contain *Legionella* species. The microbiological results should not be considered in isolation but in the context of the management records for the spa pool.

151. The table above illustrates the guidelines for interpretation of *Legionella*.

erratic and frequently too low, or the spa pool water is of unsatisfactory appearance).

Where there is evidence of gross contamination the spa pool should be closed to prevent illness in users and those working near the spa pool. The appropriate enforcing authority should be contacted and competent help and advice sought.

2.3.6 *Closing a spa pool*

152. The spa pool should be closed following a routine microbiological test if

- the result suggests gross contamination (see above and below); or
- there is other chemical or physical evidence that the spa pool disinfection system is not operating correctly (eg if the records show that residual disinfectant values were inadequate or

153. The following should be considered gross contamination

- greater than 10 *E.coli* per 100ml in combination with
 - an unsatisfactory aerobic colony count (>10 per 100ml) and/or
 - an unsatisfactory *P.aeruginosa* count (>10 per 100ml)
- greater than 50 *P.aeruginosa* per 100ml in combination with a high aerobic colony count (>100 per ml)
- greater than 1000 cfu per litre *Legionella* species

2.3.7 Additional testing in outbreaks

154. In the event of an outbreak of illness associated with a spa pool additional microbiological testing will be undertaken by the appropriate enforcement agency, eg the Local Authority, following discussion with the CCDC and chairman of the outbreak control team. If disinfection is adequate

then bacterial and viral tests are unlikely to represent the conditions at the time of the infectious event. *Cryptosporidium* or *Giardia* contamination may still be detectable through examination of backwash water and filter material (although routine testing for *Cryptosporidium* and *Giardia* is not considered useful).

Table 2. Routine Microbiological Sampling

Microbiological result	Action
Colony count at 37°C > 10cfu/ml	If a colony count above 10cfu/ml is the only unsatisfactory microbiological result, and residual disinfectant and pH values are within recommended ranges, the water should be retested.
Colony count at 37°C >100cfu/ml	Check treatment system and manual testing results records immediately and implement any remedial action as required
Coliforms and <i>E. coli</i> present (>1cfu/100ml)	Occasional positive samples may occur if the spa pool has been sampled immediately after a contamination event before the disinfection system had time to be effective. A repeat sample should be taken whenever coliforms have been detected.
Coliforms >10cfu/100ml	A coliform count of up to 10cfu/100ml is acceptable provided that the residual disinfectant and pH values are within recommended ranges, there are no <i>E. coli</i> present and the aerobic colony count is <10/ml.
Coliforms present on repeat test	If coliforms are found on a repeat test it indicates that the disinfectant regime is ineffective. The spa pool systems and risk assessment should be reviewed and the spa pool taken out of action, drained, cleaned and disinfected before resampling.
<i>P. aeruginosa</i> present (>50cfu/100ml) with or without raised coliform, <i>E. coli</i> or colony count	Take spa pool out of operation and treat as above
<i>Cryptosporidium</i> or <i>Giardia</i>	Take spa pool out of operation immediately and seek advice of a public health microbiologist over the appropriate disinfection procedures

2.3.8 Summary of Checks

155. Daily

Before opening the spa pool

- Check water clarity before first use.
- Check automatic dosing systems are operating (including ozone or UV lamp if fitted).
- Check that the amounts of dosing chemicals in the reservoirs are adequate.
- Determine pH value and residual disinfectant concentration.

Throughout the day

- Continue to check automatic dosing systems are operating (including ozone or UV lamp if fitted).
- Determine pH value and residual disinfectant concentration every 2 hours.
- Determine the TDS, where appropriate.

At the end of the day after closing the spa pool

- Clean water-line, overflow channels and grills.
- Clean spa pool surround.
- Backwash sand filter (ensure water is completely changed at least every 2 days) - for diatomaceous earth filters comply with the manufacturer's instructions.
- Inspect strainers, clean and remove all debris if needed.
- Record the throughput of bathers, unless water is being changed continuously.
- Record any untoward incidents.

156. To be done at every drain and refill

- Drain and clean whole system including balance tank.
- Clean strainers.
- Check water balance after the refill, if necessary.

157. Monthly

- Microbiological tests for indicator organisms.
- Full chemical test (optional).
- Clean input air filter when fitted.
- Inspect accessible pipework and jets for presence of biofilm; clean as necessary.
- Check residual current circuit breaker /earth leakage trip is operating correctly.
- Check all automatic systems are operating correctly eg safety cut-outs, automatic timers etc.
- Disinfectant/pH controller - clean electrode and check calibration (see manufacturer's instructions).

158. Quarterly

- Thoroughly check sand filter or diatomaceous earth filter membranes.
- Where possible clean and disinfect airlines.
- *Legionella* tested by laboratory.

159. Annually

- Check all written procedures are correct
- Check sand filter efficiency.

2.4

Cleaning and disinfection

2.4.1

Cleaning. 67

2.4.2

Routine disinfection. 68

2.4.3

Disinfectants. 69



Inside of balance tank, note deposits and biofilm on ball float, the bottom and pipe which should be removed by cleaning once a week

2.4 Cleaning and disinfection

2.4.1 Cleaning

160. Dirt from around the spa pool must not be allowed to enter it. It is essential to maintain the spa pool, the balance tank, associated components, and the surrounding walkways in a good hygienic condition by the implementation of regular cleaning procedures.

161. The spa pool water line, overflow channels, strainers and grills, and the surrounding area should be cleaned regularly, ideally on a daily basis using a solution of free chlorine, with a concentration of 5-10mg/l. If the water line, or overflow channels require an abrasive cleaner, a small amount of sodium carbonate or bicarbonate can be placed on a damp cloth and applied sparingly. The areas around the spa pool (ie outside it) are often difficult to clean and a hose may need to be employed in conjunction with brushing of the floor surfaces.

162. The materials described in paragraph 161 are compatible with spa pool water treatment. Some other cleaning materials may have a chlorine/bromine demand (ie neutralise these disinfectants) and any carry-over into the spa pool water may react with the residual disinfectant and/or be incompatible with the fabric of the spa pool and surrounding area. Some cleaning agents may interfere with the sensors/probes of automatic controllers. Thus if other special cleaning materials are being considered for use they must first be shown to be compatible with the pool water treatment and spa materials.

163. It should be noted that flexible hoses can become colonised with bacteria including *Pseudomonas aeruginosa* and *Legionella* and therefore will need regular disinfection by filling and soaking with a solution containing 10 -50mg/L of free chlorine for 1-5 hours and wiping the outside with a chlorine solution.

164. The whole system should be drained and cleaned at least once per week. At this time the inside surfaces of the balance tank should be cleaned in the same manner as those of the pool (paragraph 161 above) paying particular attention to the water line and not forgetting to clean and disinfect the underside of the lid as this can become a focus for microbial growth.

165. The areas behind the headrests can also harbour growth so these should be removed each time the pool is drained down and the headrest and the area behind it carefully cleaned.

166. If covers are used on the spa pool these should be cleaned inside and out once a week using a solution of 10 mg/L of free chlorine. Covers should be stored dry in a clean area while not in use.

167. Once a month, when the pool is drained down the jets should be removed. The jets and pipework behind them, and elsewhere where the pipework is accessible, can then be inspected for the development of biofilm and cleaned as necessary.

2.4.2 Routine disinfection

168. A variety of disinfectants (eg chlorine and bromine releasing chemicals, PHMB) are used in spa pools. The spa pools may either be treated individually or as part of a combined swimming pool water treatment system of the type found in leisure complexes. The nature of the incoming mains water supply needs to be taken into consideration before a selection of the disinfectant can be made.

169. Various features, eg the elevated temperatures, amount of sunlight present, high turbulence caused by the hydrotherapy jets and/or aeration, and high organic loading due to heavy use patterns, may influence the maintenance of disinfectant levels. Where chlorinating disinfectants are used a free chlorine residual of 3-5 mg/l should be maintained in the spa pool water and for bromine 4-6 mg/l of total active bromine. The efficacy of the disinfectant is directly related to the pH of the water.(see figure 2). These values are only correct for water at pH 7. In commercial spa pools the introduction of water treatment chemicals must be automatically controlled. Hand dosing should NOT be used except in emergencies such as plant failure or for shock treatment.

170. The process of disinfection using a chlorinating agent results in the formation of free and bound (combined) chlorine. Combined chlorine has slow and little disinfectant effect. It is formed by the reaction of free chlorine with organic materials arising from bather pollution eg urine and perspiration. The efficiency of the disinfection system to cope with the bather load is reflected by the concentration of combined chlorine. The ideal combined chlorine concentration is 0mg/l, however, a concentration of less than 1mg/l is normally considered acceptable. Above this level irritation to the mucous membranes of the eyes and throat may occur.

171. Disinfection using a brominated chemical results in combined bromine being formed as the predominant and effective disinfectant. Free and combined bromines are not usually differentiated between when monitoring the spa pool water disinfectant concentration, since combined bromine is still an effective disinfectant.

172. For spa pools that form an integral part of a leisure pool system, where chlorinating disinfectants are used in conjunction with ozone the residual disinfectant concentration required in the spa pool water will be dependent on spa pool design and attaining satisfactory microbiological results. The microbiological results should indicate low colony counts and the absence of *Pseudomonas aeruginosa* and *Legionella* bacteria.

173. Problems have been encountered with microbiological contamination of the deozonising filter media, eg carbon. Low residual disinfection concentration can encourage microbiological growth, both in the spa pool water and subsequently in the filter media. Care must therefore be taken to ensure that a satisfactory residual disinfectant concentration is attained which will not permit microbial growth. In addition it may be necessary to backwash activated carbon or hydroanthracite filters with water chlorinated to 10mg/l by addition of chlorine to the strainer basket or better still through the balance tank.

174. No disinfectant will work effectively if there is accumulation of organic matter in the strainers, filters and pipework etc.

2.4.2.1 Removal of algae

175. If algal growth on the pool surfaces becomes a problem, raising the concentration of disinfectant in the pool to around 10mg/l will effectively kill green algae, whereas blue-green and red algae usually require scrubbing in conjunction with this elevated concentration of disinfectant. If problems persist an expert should be consulted.

2.4.3 Disinfectants

176. **Note:** for all chlorine-based products the active disinfectant is hypochlorous acid.

2.4.3.1 Sodium hypochlorite

177. Sodium hypochlorite is usually supplied as a solution having a

concentration of 12-15% available chlorine. It should be stored under cool conditions and used within its expiry date (a maximum of three months). Using sodium hypochlorite will raise the pH of the spa pool water.

2.4.3.2 Calcium hypochlorite

178. Calcium hypochlorite is supplied in powder, granular or tablet form, and must be dissolved in a suitable reservoir/feeder before being injected into the spa pool water. In hard water areas more frequent backwashing of the filters may sometimes be required to minimise the occurrence of blockages in the filtration and distribution pipework due to the deposition of calcium salts. Using calcium hypochlorite will also raise the pH of the spa pool water.

2.4.3.3 Chloroisocyanurates

179. These are commonly used in domestic spa pools and are available as slowly dissolving tablets (trichloroisocyanuric acid) or rapidly soluble granules (sodium dichloroisocyanurate). Trichloroisocyanuric acid should be delivered via a dosing unit. However, care must be taken to ensure that the controller is compatible with cyanuric acid at concentrations in excess of 20mg/l. Sodium dichloroisocyanurate is only suitable for dosing directly into the spa pool water and normally should only be applied in this way as an emergency measure. Using dichloroisocyanurates will usually have little or no effect on the pH of the spa pool water, although this can depend on the source of the water. Using trichloroisocyanuric acid will tend to lower the pH.

180. The use of chloroisocyanurates results in the addition of cyanuric acid to the spa pool water and its concentration should be maintained below 200mg/l by dilution with fresh water. Cyanuric acid concentrations above 200mg/l can encourage algal growth and may prevent the release of free chlorine into the spa pool water (see above).

2.4.3.4 Solid bromine based disinfectants

Bromochlorodimethylhydantoin

181. The first solid tablet 'bromine' donor was 1-bromo-3-chloro-5,5-dimethyl hydantoin, known as BCDMH. This is a slow dissolving tablet, designed to be used in a 'soaker' feeder, where a portion of the circulating water is by-passed through the Brominator (feeder). BCDMH can also be used in a pre-filled 'granular' feeder device, which may float (with or without additional minerals) or be plumbed in to the circulation system. It must be added from a suitable dosing unit and ideally injected prior to the filter.

182. This is probably one of the most frequently used disinfectants in spa pools in the UK, although generally it is more expensive than the chlorine based alternatives. The use of BCDMH has been associated with a rapid onset skin rash, but only when the water was not being replaced as recommended.

Other solid bromine disinfectants

183. Other brominated hydantoins have been introduced more recently. The most popular is a mixture of 60% BCDMH, 27.4% 1,3-dichloro-5,5-dimethyl hydantoin (DCDMH), 10.6% 1,3-dichloro-5-ethyl-methyl

hydantoin (DCEMH) and 1.0% sodium chloride. The additional chlorine in this mixture means it is more acidic and dissolves faster than pure BCDMH.

2.4.3.5 Non-halogen disinfectants

184. A disinfection system based on PHMB (poly hexamethylene biguanide hydrochloride) has been used as a three-part system, where the second part is hydrogen peroxide and the third an effective algicide, for many years in swimming pools.

185. A version for spa pools, still based on PHMB and a three-part system but with different additional parts, has now been introduced. All three parts must be used as instructed to ensure safe, clean water. PHMB has no effect on pH and the residual disinfectant is maintained at 50mg/L.

2.4.3.6 Ozone with residual disinfection

186. Ozone may be used in conjunction with residual disinfection. The type of ozonisation used depends on the spa pool installation. Where spa pools are installed as an integral part of a leisure pool water treatment system, water treatment is sometimes combined with that of the main leisure pool and ozone treatment would normally be followed by deozonisation prior to residual disinfection. Free chlorine residuals will still need to be maintained between 3-5mg/l, bromine at 4-6mg/l, PHMB at 50mg/l and isocyanurates at 3-5mg/l to ensure adequate disinfection.

187. Alternatively, trickle stream ozonisation is used sometimes where the ozone is not removed by a deozonisation bed prior to the addition of the residual disinfectant. The ozone should be at such a concentration to ensure that 0.01ppm ozone is not exceeded in the atmosphere above the spa pool water. The residual disinfectant may be any of those mentioned earlier. The ozone generator should be checked daily to ensure it is operating correctly. The system must be maintained and cleaned as specified in the manufacturer's instructions.

2.4.3.7 Ultraviolet light

188. Ultraviolet light has been shown to have a killing effect on bacteria. However, as with ozone, it only renders the water bactericidal at the point of use and therefore additional (residual) disinfection by an oxidising disinfectant (eg residual chlorine or bromine) is required to prevent cross contamination in the spa pool water and to deal with the effective breakdown of bather pollution. The system must be maintained and cleaned as specified in the manufacturer's instructions.

2.4.3.8 Other disinfectants

189. There are a variety of other types of disinfectant available on the market. It is important that the manager is satisfied that the disinfectant used has been independently proved to be capable of providing satisfactory chemical and microbiological water quality and satisfies the Biocidal Products Regulations^{11,12}.

2.5


Design and construction

2.5.1

Specific design issues. 75

2.5.2

Basic design features. 82



Underside of commercial spa pool showing complex fixed pipework

2.5 Design and construction

2.5.1 Specific design issues

2.5.1.1 Pipework

190. *Legionella* have been shown to colonise water fittings and pipework, and this is facilitated by poor water-flow or by the presence of dead-legs i.e. areas where water is stagnant or is becoming stagnant. In a recent investigation of an outbreak of Legionnaires' disease associated with the use of a hotel spa pool, it was found that a piece of redundant pipework still connected to the spa pool had probably acted as a continuing source of infection. Pipe made of plastic may readily support microbial growth; the ability to support growth depends on the composition of the particular material^{53,54,55}. The use of flexible corrugated plastic pipe also increases the surface area for growth and can create areas that are difficult to clean in the valleys between the ridges of the corrugations. Corrugated pipe should therefore be avoided as much as possible. All non-metallic materials used in the construction of the spa pool that come into contact with water continuously or intermittently should be suitable for use in contact with potable water and comply with BS6920⁵⁰, which includes a test to show that the material does not support microbial growth. Materials satisfying these requirements are listed in the Water Regulations Advisory Scheme's *Water Fittings and Materials Directory* (this document is updated twice a year, so refer to WRAS website [www.wras.co.uk] for latest version).

191. Pipework should be designed to minimise the length of pipe runs, the surface area for growth and the number of pipe fittings. Provision should also be made in the design to facilitate ease of access to all pipework for maintenance, draining, cleaning and disinfection. Ideally it should be possible to remove pipes to enable them to be cleaned internally or replaced should they become heavily colonised.

2.5.1.2 Design

192. Overall spa pool design must conform to the appropriate Regulations, eg the Electricity at Work Regulations 1989³⁷, Water Supply (Water Fittings) Regulations 1999¹³, for maintaining safety and the chemical and microbiological quality of the water.

193. Water treatment systems are an integral part of the architectural, structural and mechanical design and must be addressed from the very start of the project. For example, water treatment plant design must take into account

- bathing load,
- circulation rate,
- turnover period,
- choice of treatment/disinfection system,
- circulation hydraulics,
- balance tank,
- plant room,
- filtration (eg sand, diatomaceous earth, commercial cartridges, ground glass [AFM]),
- chemical treatment and storage areas,
- operation,
- mains water quality, drainage and dilution, and
- access for operation and maintenance.

194. It is important to ascertain the anticipated maximum bathing load from the client prior to making calculations for pipework, pump and filter sizing. The circulation/filtration pump must be sized along with the filter to achieve the turnover period specified and the filter must be capable of maintaining the spa pool water in a clean and pleasant condition when the spa pool is being used at the full limit of the design bathing load.

195. Spa pool design has become a dynamic business with the constant introduction of new ideas. As a consequence spa pools come in many shapes and sizes with many different configurations of shells, jets, pumps, filters, valves, heaters and controls. All too often these design changes are made without consideration of their effect on the risk of microbial growth.

196. Despite this, the nature of the hazard remains unchanged. Of particular importance is the length of pipework associated with each individual spa pool and the associated large surface area of pipework available for potential colonisation by bacteria with the resultant formation of biofilm. For example, a single modern spa pool may contain as much as 75m of flexible and fixed pipework with a total available surface area of over 550m². The use of flexible corrugated pipework is not recommended (see Section 2.5.1.1).

2.5.1.3 Manufacture

197. Most modern spa pools are manufactured from a seamless acrylic sheet, which is vacuum thermoformed

on a specific workstation. This is then reinforced with laminated layers of fibreglass before drilling and plumbing. Full functional and water testing is carried out to ensure the spa pool operates correctly to its maximum capability and that safety standards have been met and recorded. During these tests it should be remembered that whenever a spa pool is filled - even unheated on display with no prospect of bathers using it - the water should be disinfected as usual. Otherwise there is a risk of infection for people in the vicinity. Since it is virtually impossible to remove all of the water in the system after testing there is a risk of the spa pool being contaminated with *Legionella* and other infectious agents that could subsequently colonise the system before delivery. It is important, therefore, that the water used for testing contains chlorine (3-5mg/l) or another appropriate disinfectant, that as much water as possible is removed after testing, and that the spa pool is disinfected as soon as it is installed.

2.5.1.4 Construction

198. Spa pools in common use are either constructed in concrete or more commonly prefabricated in acrylic or fibreglass. Any of these may be fully or partially tiled.

199. The structural support for prefabricated commercial spa pools may be in the form of adjustable legs supplied by the manufacturer, brick supports built on site, or less likely, back-filled and concreted in. In every case, prefabricated spa pools should have minimal movement or flexing of the shell, as this will cause damage to the laminated construction.

200. Hot tubs, self contained (portable) spa pools and various other mainly domestic types of spa pool are available but are not suitable for the heavy bather use usually associated with public spa pools.

201. The design of a spa pool shell for commercial use will conform to one of two basic principles. Conventional (rim) types have the water level 150mm to 200mm below the top to accommodate the bathers. Overflow (deck-level) designs maintain the water level at a constant height while the excess water is transferred to a balance tank to be replaced as the bathers leave the spa pool. All new commercial spa pools should be of an overflow design.

202. Whichever type of spa pool is provided, its surface must be smooth and free from defects or projections and it must be easy to drain and clean. Overflow channels and balance tanks must also be accessible and easy to clean.

203. All steps into the spa pool together with the surrounding area should be of a anti-slip pattern. A handrail, that cannot easily be removed, should be fitted to assist bathers upon entry/exit.

204. Most balance tanks are manufactured from GRP, have smooth internal surfaces and fully removable lids. This is essential for cleaning, which needs to be done inside and out to help minimise the growth of infectious agents. Full access to the balance tank facilitates cleaning, which should be carried out whenever the spa pool is drained, to avoid build up scale or scum

on the water line. If the balance tank is 'buried' beneath the floor around the spa pool, then there must be at least two entry hatches and the lid must be completely clear of the tank, otherwise the area will have to be managed as per the Confined Spaces Regulations 1997⁴³. See Section 1.1.5.5 for more information on working in confined spaces.

205. Balance tanks usually have level switches for minimum and maximum alarms etc and these may require access from outside the tank to facilitate replacement (level switches may be broken during cleaning). Care must be taken to ensure that there is adequate access to the tank surround.

2.5.1.5 Plant space and location

206. Ideally the water treatment plant should be located as near as practicable to the spa pool with suction and delivery pipe runs and chemical dosing lines as short as possible. External access to the plant room should be sufficient to allow for initial installation and refurbishment at a later date.

207. The plant and its associated maintenance may vary but sufficient space and easy access is required to ensure that all routine functions such as inspecting the treatment equipment and cleaning the balance tank can be carried out adequately.

208. At an early stage in planning the allocation of plant room space is important and should be considered along with requirements for chemical storage and other plant maintenance.

209. Plant space and chemical stores should be provided in accordance with CIBSE guides⁵⁶ and Chapter 18 of PWTAG's *Swimming Pool Water Treatment and Quality Standards*⁵⁷.

210. The water treatment plant should normally comprise as a minimum

- balance tank;
- circulation pump(s) with integral strainers;
- medium rate filter(s);
- booster pump;
- aerator pump;
- automatic controller;
- disinfectant dosing system;
- pH adjustment dosing system;
- heat exchanger.

211. Where ozone generation plant is installed mechanical ventilation may be necessary to achieve 10 air changes per hour. Extract should be at low level and in accordance with HSE EH38⁵⁸ and CIBSE TM21 *Minimising pollution at air intakes*⁵⁹.

212. Chemical storage areas should be separate for acids, alkalis, and disinfectants. They should be lockable, dry, cool and have provision for heat and frost protection.

2.5.1.6 The water treatment system

213. For a commercial overflow spa pool water is drawn through the filters from the balance tank and circulated back to the spa pool. The balance tank is replenished from the incoming mains water supply, from water displacement arising from the introduction of bathers into the spa pool and from the low

suction point. The water is continuously circulated, filtered and chemically treated (24h/day) and heated before being returned to the spa pool via the inlets. Water within the spa pool should be at such a level that continual overflowing occurs into the level deck channel creating an effective surface skimming action, this then returns to the balance tank. There may also be a secondary circuit that draws water from the spa pool footwell and reinjects it into the spa pool. The heater and chemical dosing units should be adequately interlocked to “fail-safe” if the water stops circulating.

214. In domestic spa pools the water is drawn directly from the spa pool via a surface level skimmer to the filter and chemical dosing. Additionally a low suction point is used for the secondary circuit to feed water back into the spa pool via the jets.

215. All suction outlets from the spa pool should be duplicated to reduce the entrapment of hair or any part of the bathers' bodies and connected to more than one fitting. Fittings are also of an anti-vortex design for the same reason. It is not recommended that separate suction pipes be run to the plant room and valved but, if they are, it is essential that all suction valves are open while the pump is running to avoid deadlegs.

2.5.1.7 The balance tank

216. A balance tank is required to take up the displacement arising from bathers entering the spa pool and initially provides a source of backwash water. Ideally the balance tank should be free standing or part of the main spa pool shell. It is important therefore that the balance tank is correctly sized and located, and incorporates suitable and safe access for cleaning and maintenance purposes. The interior surface of the balance tank should be smooth to facilitate cleaning and disinfection, and the tank and spa pool should be easy to rapidly drain completely to facilitate cleaning. The tank should have a lid that can be easily cleaned on both sides. Both stand alone and cast *in situ* balance tanks should be fully enclosed and in both cases the lid or inspection hatch should be easily removable to facilitate access to the tank.

217. There should be sufficient water capacity within the balance tank when the spa pool is unoccupied to provide for a filter backwash. The backwash volume should be based on the flow rate and time period recommended by the filter manufacturer and should allow for all filters to be backwashed consecutively.

218. The average displacement allowance per bather is 0.075m^3 . The total bather displacement can be obtained by multiplying this allowance against the maximum bather capacity for the spa pool.

219. A low water level in the balance tank should cause the circulating pump to stop automatically in order to protect the system.

2.5.1.8 Circulation

220. Intensively used spa pools should be designed with a surface draw off of at least 80% of the circulation volume. This is achieved by the installation of a level deck system. Skimmers are not considered to be suitable for heavily used commercial spa pool application. Pumps should be sized to provide a turnover of 6 minutes.

2.5.1.9 Filtration

221. Filters for commercial use will either be permanent sand filters or diatomaceous earth. When using sand filters care must be taken to ensure that sufficient water, whether from the spa pool, balance tank or both, is available for adequate backwashing as prescribed by the manufacturer. Diatomaceous earth filters require less backwashing than sand filters but managers should be aware that these filters require the regular replenishment of diatomaceous earth after backwashing, which can increase the maintenance and running costs. A simple means of adding the diatomaceous earth should be installed. It is not ideal to add this via the balance tank. Simple paper cartridge filters are not recommended for commercial spa pools, but are suitable for use in domestic spa pools. Highly efficient cartridge filters are now being produced for commercial use – see specialist advice for further information. Filter pumps will have a coarse strainer basket which must be examined daily, cleaned if necessary, and in any event cleaned at least once a week.

222. Commercial spa pools should only ever be designed on a minimum of a medium rate filtration ie $10\text{-}25\text{m}^3/\text{m}^2/\text{h}$ to enable them to cope with the high bather pollution.

223. Filtration rates of between 25 and $50\text{m}^3/\text{m}^2/\text{h}$ are only considered to be satisfactory for lightly loaded residential or domestic spa pools.

2.5.1.10 Heating

224. The operating temperature of the spa pool is normally in the range of 35°C to 40°C . The heat exchanger should be sized such that when raised with fresh water the temperature can be raised at a rate that will not involve thermal change sufficient to cause damage to the shell or any tiling. Specific details are given for tiled pools in BS 5385 Part 4 1992⁶⁰, which suggests a maximum rate of 0.25°C per hour.

2.5.1.11 Chemical dosing and control systems

225. There are a wide variety of automatic control systems available incorporating either redox, amperometric or photo ionisation (PID) detectors. Both amperometric and PID controllers are more specific for chlorine and bromine, and are considered to provide better control than redox. It is essential that these are maintained following the installation of the controller. Care must be taken when considering the use of an automatic controller with Trichlor to ensure its suitability and compatibility with cyanuric acid.

226. Chemicals added to the spa pool water as a solution are normally added by positive displacement metering pumps. These can normally be adjusted to vary the volume of the chemical dosed per stroke and the number of strokes per hour.

227. Where chemicals are added as solid tablets such as trichloroisocyanuric acid (Trichlor), calcium hypochlorite or bromochlorodimethylhydantoin, they are introduced via a sidestream dispenser.

228. Many complex systems are used for testing and dosing spa pool water. Managers should familiarise themselves with their own system, understand the principles involved and the standards of water purification they are designed to achieve.

2.5.1.12 Booster jets

229. The jet or booster pump takes its water from the spa pool and delivers it directly back to the jets. The action of the water through the venturi in the jet creates a suction, which, when the air controllers are open, allows air to mix with the water to increase the massage effect. The air controllers may be sited on the spa pool or valved in the plant room. The pump is operated by an air switch near the spa pool or remotely by the attendant, an automatic timer should shut the system down after a short time, usually ten or fifteen minutes.

230. Ideally the pipework and certainly the jets should be readily demountable (the latter from inside the spa) and accessible for cleaning and disinfection.

2.5.1.13 Air blower system

231. Most spa pools also have an air massage system consisting of a series of air holes or injector nozzles in the floor and seats. An air blower delivers air to these outlets and is operated in the same manner as the booster jets. The air intake must be from a satisfactory source – warm air may be required.

232. The air holes in injector nozzles and associated pipework are often traditionally buried in the insulation and inaccessible. When the air blower system is not operating water will fill the air system up to the level of the water in the spa pool. Since there is no water circulation through the air system the disinfectant can rapidly become depleted. Condensation will also form in any pipework above the water level, encouraging the growth of biofilms and fungi. The air system can therefore become inadequately disinfected and act as a focus for the growth of infectious agents that are then difficult or virtually impossible to disinfect and remove adequately. This pipework should be designed to be readily demountable and accessible for cleaning and disinfection.

2.5.1.14 Spa pool water make up supply

233. In accordance with the Water Supply (Water Fittings) Regulations 1999¹³ make up supply to the spa pool should be via a make up tank and not direct from the mains water supply. Ideally make up should occur directly into the balance tank and the supply pipework should be sized to ensure that quick filling of the spa pool can be

achieved upon draining. It is satisfactory to fill a spa pool from an adjacent swimming pool, but do not transfer the used water from a self-contained spa pool back into a swimming pool.

2.5.1.15 Location

234. Planning where to locate a spa pool is a key consideration in keeping the water clean. Allowing suitable access for maintenance cleaning and disinfection, for example, is fundamental to operating a spa pool within the recognised safety standards.

235. Of particular importance is the location and positioning of any balance tank. The balance tank should be located in a position that facilitates easy cleaning and disinfection, and key to this is ease of access.

236. Wherever the spa pool is located it is essential that a solid foundation be provided. If located outdoors the positioning of trees and gutters should be such that debris cannot readily fall into the spa pool. If the spa pool is to be placed indoors the room will need to be well ventilated as spa pools give off a large amount of moisture, which can damage walls and ceilings over time – dehumidification equipment may be required, managers should seek professional advice.

2.5.2 Basic design features

2.5.2.1 Design bathing loads

237. The design bathing load is the maximum number of bathers who use the spa pool in any one-hour, each hour consisting of three 15 minute bathing sessions followed by a five-minute rest period. The design bather load should be approximately ten times the capacity of water in the spa pool system when measured in cubic metres. Practical experience with a particular spa pool and a full risk assessment are needed to confirm that this bather load gives satisfactory water quality.

2.5.2.2 Water replacement

238. For stand alone commercial spa pools the SPATA standards⁴² recommend that the spa pool water should be replaced with fresh water when:

The number of bathers =
100 x the water capacity
measured in m³;
or

The number of bathers =
half the water capacity
measured in gallons.

In heavy use commercial situations stand alone spa pools are likely to need draining and water replacement at the end of each day.

239. For spa pools that are incorporated with the swimming pool water treatment system dilutions of pollutants is much greater and the recommended standard for swimming pools of 30 litres per bather per day should be applied to the whole swimming pool and spa pool system combined.

2.5.2.3 Physical operation

240. With effective skimming and filtration systems, there should be a maximum water turnover time of 15 minutes for domestic spa pools, and a 6-minute turnover time for commercial spa pools. The turnover time is the time taken for the entire spa pool water volume to pass through the filters and treatment plant and back to the spa pool. Sand filters in commercial spa pools should be backwashed on a daily basis but in domestic spa pools fitted with sand filters the frequency may be reduced. Filters should always be backwashed before the pressure rises above normal clean operating pressure by 0.35bar (5lbs/in²). Diatomaceous earth filters should be backwashed and recharged according to manufacturers instructions. Domestic spa pool users are advised to keep two sets of cartridge filters to ensure there is one set available to use whilst the other is being cleaned.

2.5.2.4 Dehumidification

241. In considering the use of spa pools in commercial applications special attention must be given to the dehumidification/ventilation of the area around the spa pool. It must be realised that the level of evaporation from the surface of the spa pool, which is greatly increased the moment the jets/airblower are operated, is very high and probably much greater than any single equipment system can cope with economically. It is important to acknowledge this from the outset and to provide equipment systems/control that will lower the humidity when the spa pool returns to the quiescent condition. The following is a minimum requirement

- The use of “control timers” to limit prolonged operation of the jets/airblower when the bath has been vacated. The timers usually limit the continuous operation to no more than 15 minutes.
- An air temperature of 1 degree C above the water temperature and a maximum relative humidity of 60-70% is typically required. Ventilation should be set at a rate of 10-15 litres per second per square metre of wetted area. Where outdoor air input is used as the only means of controlling humidity the chloramines are exhausted along with the humid air. Central plant incorporating heat recovery and/or heat pump dehumidification to allow recirculation of air may be utilised. However, the economies of such systems require detailed consideration and experience has shown that recirculatory systems, even those operating on ozone with residual chlorination, can operate under conditions that cause severe corrosion and loss of performance in a short timescale.
- The use of a cover overnight and at other times when the spa pool is out of use.

242. In addition, where the spa pool is very large or where it is operated in a confined space, a wall-mounted dehumidifier should be provided. This will not only provide a level of dehumidification but will also contribute to the space heating which will in itself help to reduce the formation of condensation.

2.6

Whirlpool baths

2.6.1


Design of whirlpool baths. 87

2.6.2

In use hygiene and cleaning. 87

2.6.3

Whirlpool baths in healthcare settings. 88



Filter backwash control valve – note sight glass to observe backwash (with kind assistance of Esporta Ltd)

2.6 Whirlpool Baths

243. Whirlpool baths are designed for one or two users and are intended to be filled and emptied after each use. Whirlpool baths are usually fitted with a few jets, which can be angled in use and removed for cleaning. In addition there is usually an air track in the floor of the bath, powered by an air blower system or alternatively air may be introduced to the water jets by the Venturi effect. As with spa pools the pipes and pumps associated with the water and air circulation system can become colonised and infections, particularly due to *Pseudomonas aeruginosa* have resulted from their use.

2.6.1 Design of whirlpool baths

244. The same design criteria should be applied to whirlpool baths as to spa pools. All water from pipework and air blower system should drain out with the rest of the bath water between uses. Pipes should be fitted so that they cannot sag and create pockets where water may remain between uses. Synthetic piping materials should be WRAS approved for contact with hot water. Flexible and corrugated pipes should be avoided. For ease of cleaning the jets should be readily removable and pipes easily accessible and removable.

2.6.2 In use hygiene and cleaning

245. Bathers usually use soap and water to clean themselves and sometimes wash their hair in the bath. The jets and air system should not be used when this soapy water is in the bath as it will tend to foam and leave residue in the pipes around the bath. Whirlpool baths are sometimes associated with beauty salons where skin treatments such as mud or seaweed may be applied. These should be washed off before entering the bath otherwise they may coat the insides of the pipes and encourage microbial growth.

246. The surface of the bath, like any other bath, should be wiped clean after use. In addition, although the whirlpool bath is designed to drain, there will still be damp in the pipework. Jets should be removed regularly – at least weekly on residential and daily on commercial (eg Hotel) whirlpools - and thoroughly

cleaned, preferably washing off if necessary in a solution containing 10-50mg/L of chlorine.

247. In addition, and at the same frequency, the whirlpool bath should be filled with cold water and dosed at 20 ppm of chlorine for at least 2.5 hours to disinfect the system, and then drained, refilled and drained again. The water in the whirlpool bath should be generally free from black and other particulate matter after use of water and air jets: if not, then the cleaning regime needs to be repeated and may need to be carried out more frequently or otherwise modified.

248. The use of a proprietary whirlpool bath cleaner is recommended but care should be taken, by examination of the Material Safety Data Sheet to ensure that the surfactants etc. are suitable for use in contact with humans. Expert Advice may be required.

249. A number of commercial products are currently being developed and evaluated to improve upon those currently available whirlpool bath pipework cleaners. Such products are sold by hot tub and spa or swimming pool dealers.

2.6.3 Whirlpool baths in healthcare settings

250. Whirlpool baths are sometimes installed in health care settings. Advice should be sought from the local infection control team but extra precautions to ensure disinfection between uses are warranted and pools designed specifically for therapeutic use should be used. Baths with an air track embedded in the floor or sides of the bath should be avoided as such systems are difficult to disinfect adequately. Complicated designs should also be avoided as they are more likely to become colonised and are difficult to disinfect reliably. The disinfection regime applied to baths in health care facilities should be regularly monitored for its effectiveness by collecting samples for microbiological analyses just after filling the bath in the normal manner with fresh water. The frequency of testing and the microbiological standards should be the same as those recommended for spa pools.

2.7

Hiring and other commercial uses

2.7.1

Holiday Home and shared Spas
and Hot tubs. 91

2.7.2

'Party Rental' or 'Entertainment Spas'. 91

SPA RULES

**For your health, good spa hygiene
and the comfort of fellow users:**

- Only enter pool after using the toilet and then showering
- Do not exceed 6 bathers in the pool together
- Users must be capable of keeping their head above water when sitting
- No children under 12 years
- Users under 18 years must be accompanied by an adult
- Do not submerge your head
- Do not enter after a heavy meal
- Do not use the pool under the influence of alcohol or drugs
- Do not exceed 15 minutes in the pool at a time
- No glass or sharp objects permitted in the pool area
- Consult your doctor before use if you are receiving medical treatment or have a long term illness

2.7 Hiring and other commercial uses

2.7.1 Holiday Home and shared Spas and Hot tubs

251. A normal domestic spa or hot tub is designed for use by a family up to twice a day in a private residential situation. Where a spa pool is supplied for use at a holiday home (LET), it needs to have a continuous chemical feeder built into the spa to continuously treat it with disinfectant.

252. If there are a number of premises sharing a spa, then a commercial spa is required, preferably of a deck level (overflow) design with separate filter, and continuous chemical feeder system. Deck level spas require a balance tank which takes up extra space as well as a separate filter (usually sand or diatomaceous earth).

253. The whole system will need regular (at least weekly – depending upon bathing load –) shock treatment, drain down and cleaning (see sections 2.3.8 and 2.4.1).

2.7.2 'Party Rental' or 'Entertainment Spas'

254. Domestic spas are not designed for continuous bather use. If they are to be rented out for parties or similar occasions they need to be carefully managed.

If the use is likely to be greater than for normal domestic use (see 2.7.1 above) a spa designed for commercial use should be used. Under section 3 of the HSWA, the responsibility of the hiror (the person providing the pool for hire) is to ensure, so far as is reasonably practicable, that the hiree and other users are not exposed to risks to their health and safety at the point of hire. The hiree should be given sufficient instruction to enable them to use the pool safely. After each period of hire the hiror should ensure that the pool is completely drained, cleaned, refilled, disinfected and drained again. When stored, the pool including the insides of the pipework

should be dry. Before hire it should be disinfected again. The hiror should confirm the effectiveness of the maintenance regime of the pools they provide for hire by routine microbiological testing.

Appendices

And other references

Appendix 1: Audit checklists. 95

Appendix 2: Trouble shooting guide. 100

Appendix 3: Spa pool testing procedures. 101

Index and Glossary. 105

Sources of information. 114

References. 115

Other useful publications. 118

Contact details. 119



Jets and air track of domestic spa – note (inset) how air track is moulded into shell and therefore inaccessible for cleaning

Appendix 1 Audit checklists

1. The following checklists are designed to help the responsible person audit the arrangements that they have in place to control the risk of infection from the spa pools they are responsible for.

2. This is a check on the responsible person's knowledge of the system and also the knowledge of those who play a role in controlling the risk from the system, for example, water treatment contractors. There would be no value in asking a third party to complete this audit, because the responsible person should have been appointed because they have 'sufficient authority, competence and knowledge' of the systems in the workplace.

3. The checklists are not risk assessments. The checklists have been prepared on the basis that the employer has already identified that there is a risk system(s) in the workplace and that they need to put in place (or review) the measures that prevent or control the risks of infection. However, the first checklist addresses a number of issues relating to the risk assessment so that the responsible person can audit the assessment process itself.

4. The system checklist takes the user through the recommended measures in this guidance and the *Approved Code of Practice and Guidance on the Control of Legionella bacteria in water systems* (L8)⁵ so that the responsible person can audit the arrangements they have in place or intend to put in place. A negative answer to any of the questions indicates that

there is a need to review the arrangements that are in place.

5. The checklists do not give guidance on how to achieve control, this should be done after consulting L8 and this guidance for detail on control measures and how they are put in place and monitored.

6. Using the system checklist requires a physical inspection of the system as well as examining the management procedures and paperwork in place and talking to those who may have responsibilities for aspects of the control regime.

7. The checklists only cover spa pools, the employer will also need to assess whether there are other sources of risk in the workplace and put in place appropriate control measures.

Checklist 1 -The risk assessment

1. Have you included?

- Name of auditor
- Date of audit
- Date of review (see Checklist 1 question 9 below)
- Action required (list)
- Dates Completed

2. Did you consider whether you could eliminate the risk?

Note: Your primary duty under the Control of Substances Hazardous to Health Regulations is to prevent the risks of exposure, although this may not be possible when running a spa pool.

3. Have procedures been put into place to ensure that control measures being used are maintained, examined and tested?

4. Did the risk assessment consider the need to monitor exposure?

5. Did the risk assessment address the need to plan for foreseeable accidents, incidents and emergencies?

6. Was the risk assessment carried with competent help and advice?

7. If there are more than 5 employees in your organisation, did you record the significant findings of the assessment?

8. Did you consult employees about the assessment and the control measures?

9. Have you identified the circumstances, which would require a review of the assessment?

Note: Your assessment should be reviewed regularly - at least every two years, and whenever it is suspected it is no longer valid, for example if there is a significant change to the system.

Managing the risks - Roles and responsibilities

10. Has a 'responsible person' been identified in writing?

Note: If risks have been identified, there needs to be someone to take charge of managing the control regime.

11. Is there a nominated deputy?

12. Are contact details for these persons readily available (in the event of an emergency)?

13. Are the roles and responsibilities of all your staff involved in the control regime clearly defined in writing?

14. Have they all received appropriate training?

15. If external contractors are used, are their roles and responsibilities clearly defined in writing?

Note: The demarcation between contractor and occupier needs to be defined, ie who does what. But remember that using contractors does not absolve you of the responsibility for ensuring that the control regime is carried out.

16. Have you checked the competence of contractors?

Note: For example, you should ask about experience and qualifications, how their staff are trained, and whether they are a member of a professional organisation/recognised trade body, for example the Legionella Control Association. You can find out about the health and safety performance of companies by checking HSE's enforcement databases (<http://www.hse.gov.uk/notices> and <http://www.hse.gov.uk/prosecutions>)

17. Have you considered all other health and safety issues (eg COSHH assessments for handling of water treatment chemicals, working in confined spaces, electrical safety and ease of access to parts of the system)?

18. Are appropriate records being maintained?

19. Have you provided relevant health and safety information to users eg in the form of posters or notices?

Checklist 2 - Spa pools

1. Record details of pools below (ie make, model, year of manufacture, type) - you should complete a checklist for each pool.

Managing the risks - The written scheme

2. Is there a written scheme for controlling the risk from exposure to disease causing micro-organisms?

Note: If your assessment has shown that there is a reasonably foreseeable risk of exposure to Legionella bacteria or other hazardous biological agents, there needs to be a written scheme in place to control that risk.

3. Does the scheme contain an up-to-date plan of the system (a schematic plan is acceptable)?

4. Does the plan show

- all system plant, eg water softeners, filters, strainers, pumps, non return valves
- all standby equipment, eg spare pumps
- all associated pipework and piping routes
- all associated storage/balance tanks
- any chemical dosing/injection points
- origin of water supply
- any parts that may be out of use temporarily?

5. Does the scheme contain instructions for the operation of the system?

6. Does the scheme contain details of the precautions to be taken to control the risk of exposure to *Legionella* and other disease causing micro-organisms?

7. Does the scheme contain details of the checks that are to be carried out (and their frequency) to ensure that the scheme is effective?

Design and construction

8. If you are fitting a new system, do any of the materials or fittings used in the water systems support the growth of micro-organisms?

Note: The Water Research Centre publishes a directory, which lists materials and fittings acceptable for use in water systems. (www.wras.co.uk)

9. Are low corrosion materials used?

10. Is all pipework accessible for maintenance, draining, cleaning and disinfection?

11. Is the balance tank easily accessible for cleaning and disinfection?

Operation and maintenance

12. Is the system in regular operation?

13. Are there procedures in place to operate standby equipment on a rotational basis?

14. Is there an operations manual for the spa pool?

Water treatment programme

15. Is there a water treatment programme in place?

16. Are chemicals/biocides used to control microbiological activity?
If no, list methods used below.

17. Are chemicals dosed automatically?
If yes, are the pumps and associated equipment calibrated regularly (monthly)?

Note: Although there is no requirement for automatic dosing, you should consider issues associated with manual dosing - the health and safety risks, for example manual handling and exposure to chemicals, to staff who carry out manual dosing as well as the management of the process to ensure that the frequency and rate of application are maintained.

Monitoring

General:

18. Are the safe operating limits for each parameter, which is being measured, known and recorded in the operating manual?

19. Is the corrective action for out of limit situations known and included in the operations manual?

20. Are results of all tests and checks recorded, together with details of any remedial action taken (if required)?

21. Is there a daily:

- check to make sure that the system is operating as described in the operations manual

- check made of the cleanliness of the water in the system
- back-wash of the sand-filter
- clean of water-line, overflow channels, grills, and spa pool surround?

Biocides

22. Is the control level required known and recorded in the operations manual?

23. Is the rate of release/rate of addition of biocide known and recorded?

Microbiological

24. Are microbiological tests for indicator organisms carried out on a monthly basis?

25. Are samples for *Legionella* taken on at least a quarterly basis?

26. Are all microbiological results recorded so that trends over time can be seen?

27. Have the circumstances when more frequent sampling may be required been identified and recorded?

Cleaning

28. Is there a written procedure for regular cleaning of the system?

29. What is the frequency (see sections 2.3.8 and 2.4.1)

30. Have the circumstances when emergency cleaning and disinfection of the spa pool been identified?

31. Are procedures in place for chosen method of cleaning and disinfection?

Appendix 2 Trouble shooting guide

DO NOT ADD CHEMICALS TO SPA POOL WATER BY HAND DOSING WITHOUT HAVING RECEIVED PROFESSIONAL ADVICE AND THEN ONLY WHEN THE SPA POOL IS NOT BEING USED FOR BATHING.

Issue	Remedial actions
pH out of limits (ie less than 7.0 or greater than 7.6)	Close spa pool and check acid/alkali dosing units (ie operation and calibration). Recheck pH once any faults have been rectified. If pH is still out of limits, pool will need to be emptied and refilled with mains water to reach pH 7.2 (NB additional disinfectant may need to be added to achieve this pH.)
Disinfectant out of control limits (chlorine<1mg/l or >5mg/l; bromine<2mg/l or>6mg/l)	If below minimum concentrations required for control, close spa pool and retest using dilution technique. (Also close if chlorine/bromine exceed 10/12mg/l respectively; for levels between 5/6 and 10/12, retest). Check dosing units (including calibration of automatic controller if fitted) are working properly eg they contain adequate disinfectant, flow rate is appropriate, there are no kinks/air locks/blockages in pipework. High levels of disinfectant can be lowered by partial replacement of pool water, once the underlying fault has been rectified.
Cloudy spa pool water	Close the spa pool and check operation of: <ul style="list-style-type: none"> • circulation pump, • sand filters • disinfectant dosing unit., and • pumps If cloudiness is as a result of excessive microbial growth, pool will need to be shock dosed with chlorine before being brought back into operation. Any algal deposits will also require physical removal.
Dirt/grease around overflow channels	Ensure that affected areas are cleaned on a regular basis with appropriate cleaner that is compatible with water treatment chemicals used
Presence of hardness salts on overflow channels and spa pool surrounds	Check pH control of water (ie is this consistent over time), and seek further specialist advice. Presence of such deposits may also be as a result of hand dosing of water treatment chemicals. This should not be carried out without professional advice.

Appendix 3 Spa pool water testing procedures

(Note: if testing is to be carried out using a comparator the person conducting the tests cannot do so if they are red/green colour blind. All staff using such equipment should be tested for red/green colour blindness.)

These tests should be done daily before use (domestic spa pools) or on a regular basis throughout the day (commercial spa pools and domestic/commercial spa pools on display) using the following procedures. **Note:** Manufacturer's instructions should always be carefully followed and only **the correct manufacturer's reagents** should be used **with each kit; do not mix and match**.

Testing for residual disinfectant concentrations

Total active bromine

Bromine can be determined using a suitable comparator and standard DPD No. 1 test tablets.

Note: all cells must be scratch-free, clean, and dry on the outside before being put into the comparator.

1. Rinse out plastic cell marked DPD with spa pool water.
2. Add a small amount of spa pool water to be tested to the cell, so that it just covers the bottom.
3. Add one standard DPD No. 1 test tablet to the DPD cell, without touching the tablet, by carefully tearing the foil.
4. Crush the tablet with the crushing rod, and mix with the small amount of water already in the cell. (Watch out for colour developing/disappearing as this will indicate whether bleaching out is occurring.)
5. Fill the cell, with the water to be tested, up to the 10ml mark and stir contents gently with the rod.

6. Place the cell in the right hand compartment of the comparator (with the viewing glass facing you).
7. Fill the empty cell with the spa pool water to be tested and place in the left hand side of the comparator.
8. Read at once against the blank using a standard bromine disc (covers the range 1-10mg/l).

DESIRED RESULT 4-6 mg/l

If the colour forms and then disappears as the water is added, if no colouration develops, or a reading of 10mg/l or above is obtained then bleaching out of the colour may have occurred and a further test must be undertaken once the spa pool water has been diluted.

Dilution test:

Pour the sample of spa pool water to be tested into a measuring vessel. Add a volume of mains tap water equivalent to 3 X the volume of the sample. Put the lid on the vessel and shake it. Carry out the DPD1 test for active bromine using this solution.

The dilution described results in a 4-fold dilution of the sample. The reading obtained should therefore be multiplied by four to give you the residual concentration of active bromine in the spa pool water.

If the active bromine concentration is still high, it may be necessary to carry out a further dilution. i.e. X 6 (1 part spa pool sample + 5 parts of mains tap water) or X 8 (1 part spa pool sample + 7 parts of mains tap water) to provide a reading within the scale.

Eg if a comparator reading of total bromine of 2mg/l is obtained on a sample diluted X 4, then the true value of total bromine in the spa pool water is 8mg/l.

Free chlorine

This may also be estimated using a suitable comparator and appropriate DPD No. 1 test tablets:

Note: all cells must be scratch-free, clean, and dry on the outside before being put into the comparator.

1. Rinse out plastic cell marked DPD with spa pool water.
2. Add a small amount of spa pool water to be tested to the cell, so that it just covers the bottom.

3. Add one DPD No. 1 test tablet to the DPD cell, without touching the tablet, by carefully tearing the foil.
4. Crush the tablet with the crushing rod, and mix with the small amount of water already in the cell. (Watch out for colour developing/disappearing as this will indicate whether bleaching out is occurring.)
5. Fill the cell with the water to be tested to the 10ml mark and stir gently with the rod.
6. Place the cell in the right hand compartment of the comparator (with the viewing glass facing you).
7. Fill the empty cell with the spa pool water to be tested and place in the left hand side of the comparator.
8. Read at once against the blank using a standard chlorine disc (covers the range 0.5-6mg/l).

DESIRED RESULT 3-5 mg/l

At high concentrations of chlorine bleaching can occur. If no colouration develops, or a reading of 6mg/l or above is obtained a further test must be undertaken after diluting the spa pool water (see previous test for details of how to do this).

Total and Combined Chlorine

These are measured using a standard comparator and DPD No. 1 and DPD No. 3 test tablets (or a DPD4).

Note: all cells must be scratch-free, clean, and dry on the outside before being put into the comparator.

1. Determine the free chlorine concentration as above.

2. After recording the disc reading add one DPD No.3 test tablet to the free chlorine test solution and crush to dissolve. Allow to stand for 2 minutes.
 3. Place in the right hand compartment of the comparator and read against a standard chlorine disc.
- The second reading represents the total residual chlorine concentration.

By deducting the free chlorine reading (DPD1) from the total chlorine reading (DPD1 & DPD3), the combined chlorine concentration is determined.

Note: if a total chlorine reading of 6mg/l or more is obtained then a dilution test is required.

The ideal combined chlorine value is nil, but up to a value equivalent to 1/3 of the total chlorine would be acceptable.

pH using a comparator and phenol red tablets

Note: all cells must be scratch-free, clean, and dry on the outside before being put into the comparator.

1. Fill the plastic cell marked pH to the 10ml mark with water to be tested.
2. Add one phenol red tablet and crush with the rod and stir gently to thoroughly mix the solution.
3. Place the cell in the right hand compartment of the comparator (with viewing glass facing forward).
4. Fill the empty Phenol Red cell with spa pool water to be tested and place in the left hand compartment of the comparator.
5. Compare the colours using a standard phenol red disc (covers the range 6.8-8.4)

DESIRED RESULT 7.0-7.6

If the result is equal to or lower than 6.8 or equal to or greater than 8.4 this test will not be able to give an accurate value. To obtain a more accurate pH value the spa pool water will need to be adjusted using sodium ash/sodium carbonate if the pH was low or dry acid/sodium bisulphate if the pH was high, to bring the readings within the desired range.

Cyanuric acid using the Twin Tube test kit

Note: all cells must be scratch-free, clean, and dry on the outside before being put into the comparator.

1. Separate the inner and outer tubes and fill the outer tube to the top black line with spa pool water.
2. Add one cyanuric acid tablet to the water in the tube and crush with the rod.
3. Place the lid on the tube and shake until the tablet has dissolved completely.
4. Insert the square graduated tube into the outer tube and then viewing from the top, move the inner tube up and down until the black spot in the bottom is just no longer visible.
5. Read the graduation marks on the inner tube at the level with the top solution in the tube. This figure gives the concentration of cyanuric acid present in the spa pool water.

If the figure is found to be between 80 and 100mg/l, repeat the test in the following manner:

1. Fill the outer tube with spa pool water to the bottom line.
2. Using tap water, fill the outer tube to the top line.
3. Continue the test using the procedure described above.
4. Multiply the reading by 2 to give the final concentration of cyanuric acid in solution.

If the initial reading prior to multiplication is still between 80 and 100mg/l, then further dilutions of the sample should be made.

THE CONCENTRATION OF CYANURIC ACID IN THE SPA POOL WATER SHOULD BE MAINTAINED BELOW 200mg/l.

Please note:

- DPD No. 1 test tablets are slightly poisonous and should be kept out of reach of unauthorised personnel, and stored under cool conditions. (Please refer to the Material Safety Data Sheet [MSDS] with the tablets for more information on how to use safely.)
- Water containing DPD or phenol red tablets should not be poured into the spa pool but flushed down an external drain.
- All testing equipment should be safely stored when not in use.
- The DPD and pH cells should only be used for the specific test as mixing the cells can give rise to false readings, even when the cells are regularly washed out.

Photometric and other test kits are commercially available. All testing equipment should be kept clean and well maintained.

Manufacturer's instructions should always be carefully followed and staff should receive sufficient information, instruction and training in order to undertake any testing in a competent manner.

Index and Glossary

The number indicates the paragraph number

Acanthamoeba	33
Acid	113
A chemical which lowers pH value (increases the acidity) when added to pool water	
Acidity	113
A measure of the acid content of water	
Aerobic colony count	139, 146, 147, 153
Aerosols	4, 21, 54, 102
A suspension in a gaseous medium of solid particles, liquid particles or solid and liquid particles having negligible falling velocity	
Air blower	231, 232, 243, 244
A mechanical device for inducing air into ducting in the spa	
Air Induction	22, 26, 102
A system whereby air is induced into ducting and released into the water through small orifices or where it is induced from the side of the spa into hydrotherapy jets.	
Air system	232, 245
Algae	25, 101, 122, 175
Small, usually aquatic, plants which require light to grow, often found on surfaces exposed to light	
Algicide	124, 184
A chemical compound which destroys algal growth.	
Alkali	113, 126, 212
A chemical which raises the pH value (reduces the acidity) in pool water- also called a base	
Alkalinity	118, 129, 131
A measure of the alkaline content of water	
Amoebae	33
Amperometric cell	225
An electronic device for measuring the current produced in water due to the presence of oxidising agents such as Bromine, Chlorine or Ozone.	
Antivortex fitting	216
A cover for a suction fitting which is designed to eliminate or minimise the formation of vortices and the risk of entrapment of parts of the human body.	
Approved Code of Practice (L8)	9, 19, 41, 47, Appendix 1
Automatic controller	162, 210, 225
An electronic system to maintain correct disinfectant and/or pH level. A chart recorder may be incorporated to give a permanent and continuous record of these parameters. Manual back up is required.	
Backwash	154, 155, 173, 178, 216, 217
The process of reversing the flow of water through the filter to clean the filter media and discharge the waste to drain.	

- Bacteriological** [see microbiological](#)
- Balance tank** [46, 57, 121, 144, 156, 160, 164, 173, 193, 201 – 205, 207, 210, 213, 216 – 219, 221, 233, 235](#)
- Tank fitted in circulation system of overflow spas to balance water displaced by bathers and to provide additional water volume in heavy use situations, to maintain a constant level in a commercial spa.
- Balanced water/index** [see Langelier index](#)
- Bather capacity** [218](#)
- Bather loads** [26, 56, 133, 146, 170, 237](#)
- BCDMH** [181 – 183](#)
- The abbreviation for the dry organic compound 1-Bromo-3-Chloro-5, 5-Dimethylhydantoin, a bromine based spa & pool water disinfectant.
- Biocide** [16](#)
- A compound which destroys bacteria. Term usually applied to formulations based on organic compounds.
- Biofilms** [25, 56, 73, 107, 123, 139, 157, 167, 196, 232](#)
- A community of bacteria and other micro-organisms, embedded in a protective layer with entrained debris, attached to a surface
- Booster pump** [210, 224](#)
- For pumping water at high pressure, normally sized for maximum performance through hydrotherapy jets. Also to provide high pressure jets of water within the body of the spa for body massage.
- BPR** [16](#)
- The Biocidal Products Regulations 2001
- Bromine** [114, 128, 141, 162, 168, 169, 171, 181, 183, 186, 225](#)
- An element used to destroy and inhibit bacterial, viral and algal growth in addition to oxidising unwanted organic matter. A member of the halogen family.
- Active bromine** [169, Appendix 3](#)
- Bromine that is readily available for killing bacteria and algae. It is measured by DPD No. 1 (see below) and includes free bromine and some bromamines.
- Combined bromine** [171](#)
- Bromine which has reacted with nitrogen to form bromamines.
- Total bromine** [160, App 3](#)
- All the active or combined bromine compounds as measured in pool water by DPD No.1 plus DPD No. 3.
- Bromine demand** [162](#)
- The amount of active bromine required to destroy and oxidise bacteria, algae or other organic materials.
- Bromine residual** [186, 188](#)
- The bromine remaining in an active state after the water's bromine demand has been satisfied.
- Free bromine** [171](#)
- Bromine present in the form of hypobromous acid (HOBr). One of the active species present in bromine treated pool water. In addition to being an effective bactericide and oxidiser it is also noted for its viricidal properties.

BCDMH	181 – 3
Brominator	181
A dispensing device for feeding bromine into a spa or pool recirculating system.	
Cartridge filter	221, 240
A replaceable filter used in domestic spa pools and constructed from pleated paper or wound fibres, through which water is passed for filtration.	
Calcium hardness	118, 129, 131
Calcium hypochlorite	168
CDM	15
The Construction, Design and Management Regulations 1994	
Chemical analysis	83, 132 – 4
Chemical balance	see Langelier index
Chemical dosing	57, 206, 213-9, 225
Chemical monitoring	129, 134 – 5
Chemical storage	57, 126, 208, 212
CHIP	14
The Chemicals (Hazard information and Packaging for Supply) Regulations (2002)	
Chloramines	241
Chlorine	114, 128, 141, 161 – 70, 173, 176 – 83, 197, 201, 225, 247, App 2
An element used in disinfection a member of the halogen family	
Chlorination	161 – 70, 241
The process of treating pool or spa water with chlorine. Chlorine can be added to pool & spa water in a variety of commercially available forms as gas, solutions or solids (granules or tablets).	
Free chlorine	161, 163, 166, 169, 170, 180, 188, App 3
Chlorine dissolved in water to form hypochlorous acid and Hypochlorite ion.	
Combined chlorine	170, App 3
Chlorine which has reacted with nitrogenous impurities in the water to form chloramines. Chlorine in this form reacts only slowly with bacteria and other micro organisms.	
Total chlorine	Appendix 3
The total sum of the free and combined chlorine in the water.	
Chlorine demand	162
The amount of chlorine which is used up when a dose of chlorine is added to the pool water by reacting with impurities and pollution.	
Chlorine residual	146
The amount of chlorine remaining in the pool & spa water after satisfying the chlorine demand. The chlorine residual can be expressed as free chlorine residual, combined chlorine residual or total chlorine residual.	
Chloroisocyanurates	179 – 80
Clarity	119, 128, 155
Cleaning materials	16, 162
Cleaning procedures	160 – 167

Cloudy pool water	119, 123
Coliform	147
A bacterium belonging to the Enterobacteriaceae that produces β -galactosidase	
Colony counts	139, 146 – 7, 153, 172
Combined bromine	171
Combined chlorine	170
Commercial spa	11, 22 – 3, 106, 118, 128, 131, 169, 199, 201, 220 – 2, 238, 240, 252
Competence	62-66, App 1
Confined Space Regulations (1997)	46 – 7, 205, App 1
Construction	15, 57, 190, 198 – 205, App 1
Consultant in Communicable Disease Control (CCDC)	138, 154
Contraindications, medical	112
Control measures	8, 49, 51, 60 – 2, 65, 68, 71 – 3, 79, 83, 99, 106, App 1
Control of Substances hazardous to Health (COSHH)	5 – 11, 41, 50, 74
Corrosion	120, 241
Cryptosporidium	35, 140, 154
Cyanuric acid	179, 180, 225, 227, App 3
Dead leg	190
A length of pipe connected to the water system down which there is no flow	
Definitions	22-26
Dehumidification	236, 241 – 2
Deck level overflow system	201, 252
A system with perimeter overflow channels for the removal of surface water forming a part of the recirculation system. Typically used in commercial spas.	
Diatomaceous earth (D.E.) filter	158, 193, 221, 252
A filter using Diatomaceous Earth as a filtering medium.	
Decks and surrounds	24, 201, 213, 220, 252
Areas surrounding spas, which are specifically constructed and installed for use by bathers.	
Deozonising filter media	173
Deozonisation	187
Designers	85 – 94
Design of spa	190 – 242
Design bather load	237, 257
Disinfectants	176 – 89
Disinfectants, effect on pH	115 – 117
Disinfectant levels	133, 169
Disinfection of water	168 – 189
Domestic spa	5, 23-4, 126, 179, 214, 223, 240, 251, 254, App 3
Dosing systems	8, 155
D.P.D.	App 3
A chemical reagent used in pool water test kits to measure the bromine, chlorine and ozone residuals in the water. Normally supplied in the form of tablets.	

Disinfection	168 – 89
The destruction of bacteria and micro organisms to a level not normally considered harmful to health.	
Electrical systems	44, 97, App 1
Enforcement	11,12, 86, 154, App 1
Environmental Health Officer (EHO)	21
Escherichia coli	139, 147, 148,153
Filter	24, 133 – 9, 154-9, 173 – 4, 178, 181, 194-5, 210, 213-4, 217, 221, 240, 251
A device that separates particulate matter from water by circulation through porous medium.	
Filtration	57, 102, 108 – 9, 138, 149, 178, 193, 221 – 3, 240
Filtration rate	223
The rate of filtration of water in a given time i.e. cubic metres per square metre of effective filter area per hour (or gallons per square foot of effective filter area per hour).	
Filtration systems	138, 240
Flotation tank	27
Foot spa	27
Free bromine	179
Free chlorine	170 – 171
Giardia	140, 154
Gross contamination	144, 152, 153
Hand dosing	119, 133, 169, App 2
Hazards, microbiological	28-38
Hazards, non-microbiological	39
Health and Safety at Work Act (1974)	5, 6, 10, 86, 127, 254
Health effects	138
Heat exchanger	210
Hepatitis A virus	35
Herpes virus	36
Hiring	23, 254
Holiday home	251 - 253
Hydrotherapy jet	24, 26, 169
An inlet fitting which blends air and water, creating a high velocity turbulent mix.	
Hydrotherapy pool	27
Hygiene	245 – 9
Hypochlorite	117, 177 – 8, 227
Inorganic chlorine compounds used for pool water disinfection. Commercially available forms are sodium hypochlorite solution, calcium hypochlorite granules and tablets (lithium hypochlorite is not permitted).	
Hypochlorous acid	176
The active form of chlorine which destroys bacteria and reacts with pollutants most rapidly.	
Immersion time	31, 112

Importers	12, 86-95, 98
Infections	2, 4, 28-38
Injuries	13, 45, 48
Installers	10, 11, 21, 97
Jets, airblower	25, 102, 241, 247
L8	9 – 11, 50, 99, 130
Laboratory analysis	129
Langelier index	118
Index applied to pool water to assess whether it has corrosive or scale forming tendencies. The equation used to calculate the index takes into account the pH, alkalinity, calcium hardness, total dissolved solids and temperature of the water.	
Legionella	4, 30, 54, 75, 77, 99, 107, 138 – 40, 150 – 3, 158, 163, 172, 190, 197, App 1
Legionella pneumophila	150
Legionnaires` disease	2, 3, 9, 13, 30, 62, 63, 99, 102, 190
Legislation, consumer	19, 20, 86, 91
Legislation, health and safety law	2, 5 – 15, 45, 47, 74, 86
Location	23, 206 – 12, 234 – 36
Lochgailhead fever	30
Maintenance programme	111
Management of Health and Safety at Work Regulations (1999)	5, 7, 47, 74
Managers	2, 5, 10, 18, 39, 106, 112, 221, 228, 236
Manual, operation and maintenance	40, 44, 45, 47, 49
Manufacture	197
Massage system	231
Medical contraindications	40 – 41
Microbiological analysis	132, 135 – 54
Microbiological hazards	28 – 38
Microbiological monitoring	138 – 43
Microbiological standards	140 – 158
Molluscum contagiosum	37
Monitoring, microbiological	140, 141, 158
Monitoring, chemical	128 – 35, 171
Mycobacteria	3, 32
Mycobacterium avium	32
Natural spa	33, 38, 106
Naegleria fowleri	33
Overflow design	201
Overflow spa	23, 213
Overflow System	23, 161, 201, 252

A system with perimeter overflow channels for the removal of surface water forming a part of the recirculation system. See balance tank.

Ozone 155, 172, 186 – 8, 211, 241

A tri-atomic form of oxygen with powerful oxidising properties; used as a water disinfectant and purifying agent in conjunction with another residual disinfectant.

Ozone with residual disinfection	172, 186 – 188
Palintest	118
Parts per million (ppm)	141, 187, 247
A ratio for expressing chemical concentration. In water, parts per million has the same numerical value as milligrams/litre (mg/l)	
Periodic checks	155 – 59
pH	57, 104, 113 – 8, 128, 135, 137, 142, 146 – 7, 154 – 5, 157, 169, 177 – 9, 185, 210, App 2, App 3
A logarithmic scale of units, 0-14, which measures the balance between acidic and alkaline (basic) compounds in water.	
pH adjuster	114 – 7
pH, effect on disinfectants	113 – 4
PHMB	141, 168, 184 – 6
Poly hexamethylene biguanide hydrochloride	
Physical operation	111, 240
Phenol red	App 3
A chemical reagent used in pool water test kits to measure the pH of the water in the range 6.8 – 8.4 only. Usually supplied in the form of tablets or solutions.	
Pipework	25, 56, 121, 157, 167, 174, 178, 190 – 1, 194, 196, 230 – 3, 244, 246
Pollution	105, 110, 132, 170, 188, 211, 222
Pontiac fever	30
Pool management	63 – 85
Pool water testing	127 – 151, App 3
Potable water	190
Water fit for human consumption.	
Pseudomonas aeruginosa	3, 29, 31, 139, 149, 153, 163, 172, 243
Public spa	200
Pumps	56, 119, 133, 194 – 5, 210, 215, 219 – 21, 226, 229, 241, 243, App 1 & 2
Purification	108 – 9, 213 – 228
The process of cleaning water by filtration and chemical treatment.	
Record keeping	10, 79-85
Regulations	1 – 19, 41, 44, 47 – 8, 74, 91, 93, 190, 192, 204, 233, App 1
Renting	23, 254
Residual disinfectant	173, 186
Responsible person	64, 69, 73, App 1
Responsibility	16, 18, 51, 64, 72 – 3, 86 – 98, 127, 136, 254, App 1
RIDDOR	13
Reporting of Injuries, Diseases and Dangerous Occurrences Regulations (1995)	
Risk assessment	44, 50 – 63, 78 – 9, 81, 112, 129, 136, 138, 237, App 1
Sampling, microbiological	127, 132 – 3, 136 – 154, 250, 254
Sampling, chemical	134 – 5
Sampling routine	128 – 151
Saturation index	118

Scaling	118, 204
Hard deposits, which can block pool pipework and form on pool water surfaces.	
Caused by the precipitation of calcium and magnesium carbonate from hard water.	
Shock dosing	151, 169, 253, App 2
A term usually applied to the process of adding a higher than normal dose of disinfectant to pool water to control algae growth or destroy bather impurities.	
Skimmer	214, 220
A device designed to remove surface water, forming part of the recirculation system.	
Skin infections	4, 28, 37, 112
Skin problems	112
Skin rashes	31, 182
Sodium dichloroisocyanurate	115, 179
Sodium hypochlorite	177
Staphylococcus aureus	37, 140
Statutory duties	5, 6
Storage, chemical	57, 126, 208, 212
Strainers	150, 155, 156, 161, 173 – 4, 210, 221, App 1
Structural support	199
Suppliers	10, 14, 21, 86-98
Swimming Pool and Allied Trades Association (SPATA)	45, 238
Swimspa	26
Symclosene	see trichloroisocyanuric acid
Testing, microbiological	57, 127, 137 – 143, 250, 254, App 3
Testing, chemical	56, 127 – 35
Test reagent	App 3
A chemical or mixture of chemicals which, when added to a sample of water produces an observable reaction. Measurement of this reaction determines a desired parameter of the sample.	
Thermal effects	42 – 3
Time in pool	112, 229, 241
Total alkalinity	118, 129
The quantitative analysis of the mix of bi-carbonates, carbonates and hydroxides in water. Whilst too high total alkalinity causes pH to resist adjustment, too low T.A. makes it difficult to maintain.	
Total dissolved solids (TDS)	120, 131, 155
The sum of the weight of soluble material in water expressed as mg/l. High levels cause turbidity.	
Total viable colony count	see aerobic colony count
Training	8, 52, 63-66, 83, App 1, App 3
Treatment, water	10, 57, 77, 98, 103, 108 – 25
Trichloroisocyanuric acid (trichlor)	116, 179, 227
Trichloro-1,3 5 triazenetron	see trichloroisocyanuric acid
Trickle stream ozonisation	187
Troclosene sodium Di-hydrate	see sodium dichloroisocyanurate

Trouble shooting	App 2
Turnover time	111, 240
The period of time required to circulate a volume of water equal to the total volume of water in the system. In spas this is usually expressed in minutes.	
Types of spa	22 – 27
Ultra violet light (UV)	155, 188
Ventilation	211, 241
Water balance	110, 113, 118, 131, 156
Water clarity	119, 128, 155
Water displacement	213 – 18, 226
The volume of water displaced by each bather entering the spa. The water displacement is approximately 0.06m ³ (13 gallons) per bather.	
Water line	161, 164, 204
Water purification	108 – 111, 228
Water quality	10, 107, 111, 113 – 25, 136, 189, 193, 237
Water Regulations Advisory Scheme (WRAS)	17, 190, 244
Water replacement	118, 120, 131, 133, 238, 239
Water testing	197, App 3
Water treatment	10, 98, 103 – 4, 108, 113 – 126, 213 – 228, 239, App 1
Whirlpool bath	25, 243 – 249

Sources of Information

The manufacturer should provide detailed advice on the management of their spa pool.

General advice on management of spa pools can be obtained from:

- the Institute of Sport and Recreation Management (ISRM),
- the Institute of Leisure and Amenity Management (ILAM),
- the Pool Water Treatment Advisory Group (PWTAG),
- the Swimming Pool and Allied Trades Association (SPATA), and
- the British and Irish Spa and Hot Tub Association (BISHTA)

SPATA publish detailed guidance on constructing and installing commercial spa pools, and BISHTA guidance on self-contained spa pools.

(See page 119 for contact details.)

References in the text

- 1 Boshuizen *et al.* J. Infect. Dis. 2001; 184: 515-518
- 2 Health and Safety at Work etc Act 1974. ISBN 0 10 543774 3. The Stationary Office
- 3 Management of Health and Safety at Work. Management of Health and Safety at Work Regulations 1999. Approved Code of Practice L21 (2nd ed). HSE Books 2000. ISBN 0 7176 2488 9.
- 4 Control of substances hazardous to health (5th ed). The Control of Substances Hazardous to Health Regulations 2002 (as amended). Approved Code of Practice and guidance. L5. HSE Books 2005. ISBN 0 7176 2981 3.
- 5 Legionnaires' disease. The control of *legionella* bacteria in water systems. Approved Code of Practice and guidance. L8 (2nd ed). 2000. HSE Books. ISBN 0 7176 1772 6.
- 6 The Reporting of Injuries, Disease and Dangerous Occurrences Regulations 1995. SI 1995 3163. ISBN 0 1105 3751 3. The Stationary Office.
- 7 A guide to the Reporting of Injuries, Disease and Dangerous Occurrences Regulations 1995. L73. (2nd ed). ISBN 0 7176 2431 5. HSE Books.
- 8 <http://www.hse.gov.uk/chip/publications.htm>
- 9 Read the label: How to find out if chemicals are dangerous. INDG352. HSE Books.
- 10 Why do I need a safety data sheet? INDG353. 06/02. HSE Books.
- 11 The Biocidal Products Regulations 2001. SI 2001 880. ISBN 0 11 028940 4. The Stationary Office.
- 12 A guide to the Biocidal Products Regulations for users of biocidal products. HSG215. HSE Books.
- 13 Water Supply (Water Fittings) Regulations 1999. SI 1999 1148. ISBN 0 11 082552 7. The Stationary Office.
- 14 The Water Byelaws 2004. Scotland. <http://www.scottishwater.co.uk>
- 15 Water Regulations Guide including the Water Byelaws 2000 (Scotland). 2nd ed. ISBN 0 9539708 0 9. WRAS.
- 16 The Water Industry Act 1999. ISBN 0105109995. The Stationary Office.
- 17 The Consumer Protection Act 1987. ISBN 0105443875. The Stationary Office
- 18 Guide to the Consumer Protection Act 1987. Pub 5835/5k/12/01/AR. Department of Trade and Industry.
- 19 Managing health and safety in swimming pools. HSG179. (3rd ed). 2003. ISBN 0717626865. HSE Books.

- 20 Hygiene for hydrotherapy pools. 2nd ed 1999. ISBN 0 901144 460. Available from the Health Protection Agency.
- 21 Fallon RJ & Rowbotham TJ. *J. Clin. Pathol.* 1990; 43(6):479-483. Goldberg DJ *et al.* *Lancet* 1989; 1(8633):316-318.
- 22 Fields BS *et al.* *J. Infect. Dis.* 2001; 184(10): 1289-1292.
- 23 Luttichau HR *et al.* *Ugeskr Laeger* 1999; 161(23): 3458-3462.
- 24 Jernigan DB *et al.* *Lancet* 1996; 347(9000): 494-499.
- 25 De Schrijver *et al.* *Public Health* 2003; 117(2): 117-124. Den Boer JW *et al.* *Emerg. Infect. Dis* 2002; 8(1): 37-43
- 26 Berrouane *et al.* *Clin. Infect. Dis.* 2000; 31(6): 1331-1337. Trueb RM *et al.* *Pediatr. Dermatol.* 1994; 11(1): 35-38.
- 27 Khor A *et al.* *Am. J. Clin. Pathol.* 2001; 115(5): 755-762. Embil J *et al.* *Chest.* 1997; 111(3): 813-816.
- 28 Tallis G & Gregory J. *Commun. Dis. Intell.* 1997; 21(23): 353-354.
- 29 Caputo C *et al.* *Epidemol. Infect.* 1999; 122(2): 291-297.
- 30 Cox GF *et al.* *Pediatr. Dermatol.* 1985; 2(4): 322-323. Nerurkar LS *et al.* *JAMA* 1983; 250(22): 3081-3083.
- 31 Barlett PC *et al.* *Am. J. Sports. Med.* 1982; 10(6): 371-374.
- 32 Press E. *Am. J. Public Health* 1991; 81(8): 1034-1037.
- 33 Eshel GM *et al.* *Resuscitation* 1998; 37(3): 189-195.
- 34 Sasaki J *et al.* *Teratology* 1995; 51(4): 233-236.
- 35 Kohlmeier RE *et al.* *Am. J. Forensic Med. Pathol.* 2000; 21(3): 201-203.
- 36 BS 7671:2001. Requirements for electrical installations. IEE Wiring Regulations. 16th ed. BSI.
- 37 Electricity at Work Regulations 1989. SI 1989 635. ISBN 011096635X. The Stationary Office.
- 38 5 steps to risk assessment. INDG163(rev1). 07/03. HSE Books.
- 39 Electrical safety and you. INDG231. 11/03. HSE Books.
- 40 Preventing slips and trips at work. INDG225(rev1). 11/03. HSE Books.
- 41 Slips and trips: Guidance for employers on identifying hazards and controlling risks. HSG155. 1996. ISBN 0 7176 1145 0. HSE Books.
- 42 SPATA Standards Volume Three. 2000. Swimming Pools and Allied Trades Association. (see www.spata.co.uk)
- 43 The Confined Spaces Regulations 1997. SI 1997 17173. ISBN 0 11 06463. The Stationary Office.
- 44 Safe work in confined spaces. INDG258. 8/03. HSE Books.

- 45 Safe work in confined spaces. Confined Spaces Regulations 1997. Approved Code of Practice, Regulations and guidance L101. ISBN 0 7176 1405 0. HSE Books.
- 46 Manual Handling Operations Regulations 1992 (as amended 2002). SI 1992 2793. ISBN 0110259203. The Stationary Office.
- 47 Manual handling. Manual Handling Operations Regulations 1992 (as amended). L23 (3rd ed). 2004. ISBN 0 7176 2823 X. HSE Books.
- 48 Getting to grips with manual handling – a short guide. INDG143(rev2). 03/04. HSE Books.
- 49 The General Product Safety Regulations 1994. SI1994 2328. ISBN 011045328X. The Stationary Office.
- 50 BS6920-2.4 2000. UK suitability of non-metallic products for use in contact with water intended for human consumption with regard to their effect on the quality of water. Methods of test. Growth of aquatic micro-organisms test. BSI.
- 51 ISO/IEC 17025:1999. General requirements for the competence of testing and calibration laboratories. ISO.
- 52 BS EN ISO 6222/BS 6068-4.5 1999. Water quality. Enumeration of culturable micro-organisms. Colony count by inoculation in a nutrient agar culture medium. BSI.
- 53 Rogers J *et al.* 1990. Indoor Air '90: 5th International Conference on Indoor Air Quality & Climate. (Ed. Walkinshaw DS). Vol 4: 33-38.
- 54 Dowsett AG *et al.* 1994. App & Env Micro, 60: 1585-1592.
- 55 Rogers J *et al.* App & Env Micro, 60: 1842-1851.
- 56 CIBSE Guide G, Public health engineering. 2004. ISBN 1903287421
- 57 Swimming Pool Water – Treatment and quality standards. 1999. ISBN 0 951 7007 6 6. PWTAG. (being updated, see www.pwttag.org)
- 58 Ozone. Health Hazards and precautionary measures. HSE EH38. ISBN 0717612066. 1996. HSE Books.
- 59 Minimising pollution at air intakes. 1999. TM 21. ISBN 0900953918. CIBSE.
- 60 BS 5385-4:1992. Wall and floor tiling. Code of practice for tiling and installation of ceramic floor tiles and mosaics. BSI.

Other useful publications

Chartered Institute of Building Service Engineers' Code of Practice TM13. Minimising the risk of Legionnaires' disease. CIBSE 2002. ISBN 1903287235.

BS EN 13451-1:2001. Swimming pool equipment. General safety requirements and test methods. BSi.

BS EN 13451-2:2001. Swimming pool equipment. Additional specific safety requirements and test methods for ladders, stepladders and handle bends. BSi.

BS EN 13451-3: 2001. Swimming pool equipment. Additional specific safety requirements and test methods for water treatment purposes. BSi.

BS EN 13451-8. Swimming pool equipment. Additional specific safety requirements and test methods for leisure water features. BSi.

Contact details

Health and Safety Executive

HSE Infoline 0845 345 0055

www.hse.gov.uk/biosafety/infection

Health Protection Agency

Water and Environmental Microbiology Reference Unit

Food Safety Microbiology Laboratory

Centre for Infections

61 Colindale Avenue

London NW9 5HT

08700 842000 (Tel)

www.hpa.org.uk

Local Health Protection Units and HPA Lead Food and Water Microbiologists

http://www.hpa.org.uk/lars_homepage.htm

Pool and Water Treatment Advisory Group (PWTAG)

Brian Guthrie (Secretary)

Field House

Thrandeston

Near Diss

Norfolk IP21 4BU

01379 783678 (Tel)

01379 783865 (Fax)

www.pwttag.org

Swimming Pool and Allied Trades Association (SPATA)

4 Eastgate House

East Street

Andover

Hampshire SP10 1EP

01264 356210 (Tel)

01264 332628 (Fax)

www.spata.co.uk

British and Irish Spa and Hot Tub Association (BISHTA)

4 Eastgate House

East Street

Andover

Hampshire SP10 1E

01264 356210 (Tel)

01264 332628 (Fax)

www.bishta.co.uk

Institute of Sport and Recreation Management (ISRM)

Sir John Beckwith Centre for Sport
Loughborough University
Loughborough
Leicestershire LE11 3TU
01509 226474 (Tel)
01509 226475 (Fax)
www.isrm.co.uk

Institution of Electrical Engineers

Michael Faraday House
6 Hills Way
Stevenage
Herts SG1 2AY
01438 313311
www.tee.org

Institute of Leisure and Amenity Management

ILAM House
Lower Basildon
Reading RG8 9NE
01491 874800 (Tel)
01491 874801 (Fax)
www.ilam.co.uk

Institute of Swimming Pool Engineers

PO Box 3083
Norwich NR6 7YL
01603 499959 (Tel)
www.ispe.co.uk

The Water Regulations Advisory Scheme

Fern Close
Pen-Y-Fan Industrial Estate
Oakdale
Gwent NP11 3EH
01495 248545 (Tel)
01495 249234 (Fax)
www.wras.co.uk

The Stationary Office (TSO)

PO Box 29
St Crispins
Duke Street
Norwich NR3 1GN
0870 600 5522 (Tel)
0870 600 5533 (Fax)
www.tso.co.uk

HSE Books

PO Box 1999
Sudbury
Suffolk CO10 2WA
01787 881165 (Tel)
01787 313995 (Fax)
www.hsebooks.co.uk

BSi British Standards HQ

389 Chiswick High Road
London W4 4AL
020 8996 9000 (Tel)
020 8996 7001 (Fax)
www.bsonline.techindex.co.uk

ISO Central Secretariat

International Organisation for Standardisation

1, rue de Varembe
Case postale 56
CH-1211 Geneva 20
Switzerland
+41 22 749 0111 (Tel)
+41 22 733 3430 (Fax)
www.iso.org

Chartered Institution of Building Services Engineers

222 Balham High Road
Balham
London SW12 9BS
020 8675 5211 (Tel)
020 8675 5449 (Fax)
www.cibse.org

National Inspection Council for Electrical Installation (NICEIC)

Vintage House
37 Albert Embankment
London SE1 7UJ
020 7564 2323 (Tel)
020 7564 2370 (Fax)
www.niciec.org.uk

Health Protection Agency

Centre for Infections

61 Colindale Avenue

London NW9 5EQ

Tel: 08700 842 000

Fax: +44(0)20 8200 7874

www.hpa.org.uk

ISBN 0-901144-80-0



9 780901 144805 >

R.R.P £10.00

March 2006

ISBN 0 901144 80 0

© Health Protection Agency

This report is printed on
chlorine-free paper